



# Series 4000B

## Reduced Pressure Zone Assemblies

Sizes: 1/2" - 2" (15 - 50mm)

### Features

- Single access cover and modular check construction for ease of maintenance
- Top entry - all internals immediately accessible
- Captured springs for safe maintenance
- Internal relief valve for reduced installation clearances
- Replaceable seats for economical repair
- Bronze body construction for durability - 1/2" to 2" (15-50mm)
- Ball valve test cocks - screwdriver slotted - 1/2" to 2" (15-50mm)
- Large body passages provides low pressure drop
- Compact, space saving design
- No special tools required for servicing



1/2" (15mm) 4000B



2" (50mm) 4000B-HC

Series 4000B Reduced Pressure Zone Assemblies are designed to protect drinking water supplies from dangerous cross-connections in accordance with national plumbing codes and water authority requirements for health-hazard non-potable service applications such as irrigation, fire line, or industrial processing.

This series features two in-line, independent check valves, captured springs and replaceable check seats with an intermediate relief valve. Its compact modular design facilitates easy maintenance and assembly access. Sizes 1/2"- 1" (15-25mm) shutoffs have tee handles.

### Specifications

A Reduced Pressure Zone Assembly shall be installed at each potential health hazard location to prevent backflow due to backsiphonage and/or backpressure. The assembly shall consist of an internal pressure differential relief valve located in a zone between two positive seating check modules with captured springs and silicone seat discs. Seats and seat discs shall be replaceable in both check modules and the relief valve. There shall be no threads or screws in the waterway exposed to line fluids. Service of all internal components shall be through a single access cover secured with stainless steel bolts. The assembly shall also include two resilient seated isolation valves, four resilient seated test cocks and an air gap drain fitting. The assembly shall meet the requirements of: USC Manual 8th Edition†; ASSE Std. 1013; AWWA Std. C511; CSA B64.4. The assembly shall be an Ames Company Series 4000B.

### NOTICE

The information contained herein is not intended to replace the full product installation and safety information available or the experience of a trained product installer. You are required to thoroughly read all installation instructions and product safety information before beginning the installation of this product.

Job Name \_\_\_\_\_ Contractor \_\_\_\_\_

Job Location \_\_\_\_\_ Approval \_\_\_\_\_

Engineer \_\_\_\_\_ Contractor's P.O. No. \_\_\_\_\_

Approval \_\_\_\_\_ Representative \_\_\_\_\_

Ames product specifications in U.S. customary units and metric are approximate and are provided for reference only. For precise measurements, please contact Ames Technical Service. Ames reserves the right to change or modify product design, construction, specifications, or materials without prior notice and without incurring any obligation to make such changes and modifications on Ames products previously or subsequently sold.

## Materials

Bronze body construction, silicone rubber disc material in the first and second check plus the relief valve. Replaceable polymer check seats for first and second checks. Removable stainless steel relief valve seat. Stainless steel cover bolts.

Standardly furnished with NPT body connections. For optional bronze union inlet and outlet connections, specify prefix U (1/2" - 2")(15-50mm). Series 4000B furnished with quarter turn, full port, resilient seated, bronze ball valve shutoffs.

## Standards

AWWA C511-92, USC Manual 8th Edition, IAPMO File No. 1563

## Approvals



1013 B64.4



3/4" - 2" (20-50mm)  
(LBV models only)

Approved by the Foundation for Cross-Connection Control and Hydraulic Research at the University of Southern California.

Approval models QT, U.

## Pressure — Temperature

Suitable for supply pressures up to 175psi (12.06 bar) and water temperature to 180°F (75°C) continuous.

## Available Models

Suffix:

B - quarter-turn ball valves

LBV - less ball valves

SH - stainless steel ball valve handles

HC - 2 1/2" inlet/outlet fire hydrant fitting (2" valve)

S - bronze strainer

Prefix:

U - union connections

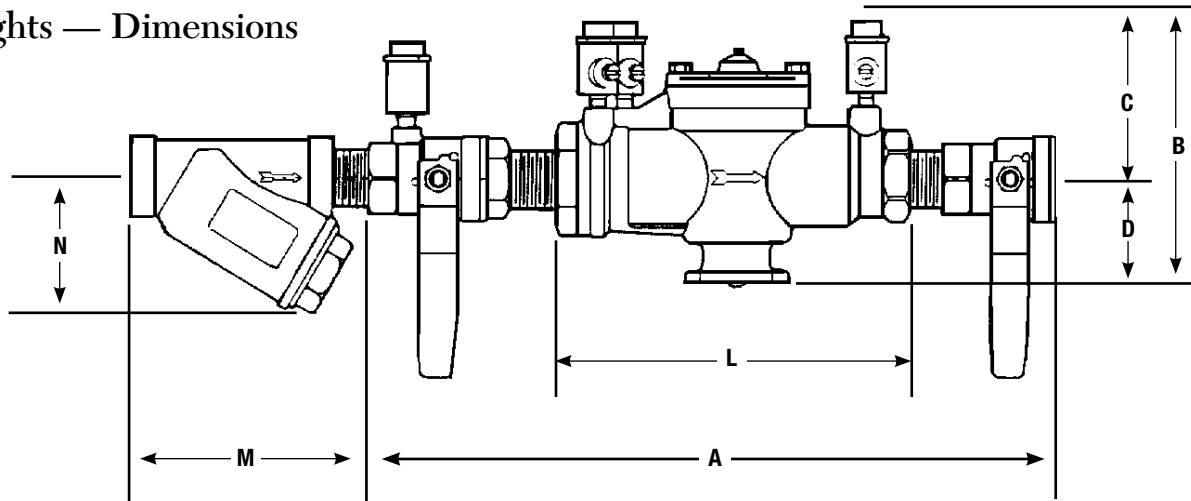
### NOTICE

Inquire with governing authorities for local installation requirements

### WARNING

It is illegal to use this product in any plumbing system providing water for human consumption, such as drinking or dishwashing, in the United States. Before installing standard material product, consult your local water authority, building and plumbing codes.

## Weights — Dimensions



Suffix HC - Fire Hydrant Fittings dimension "A" = 25 1/16 (637mm)

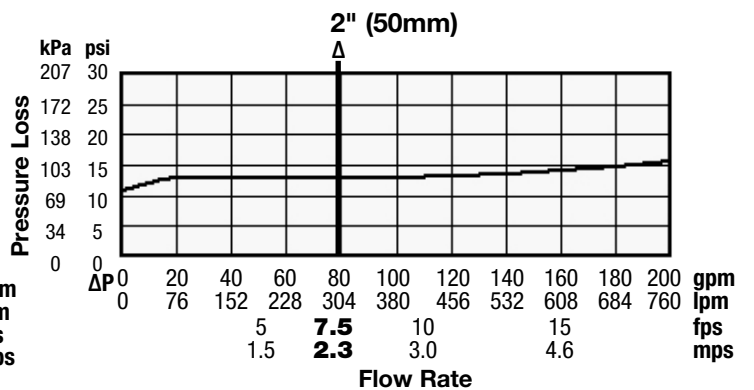
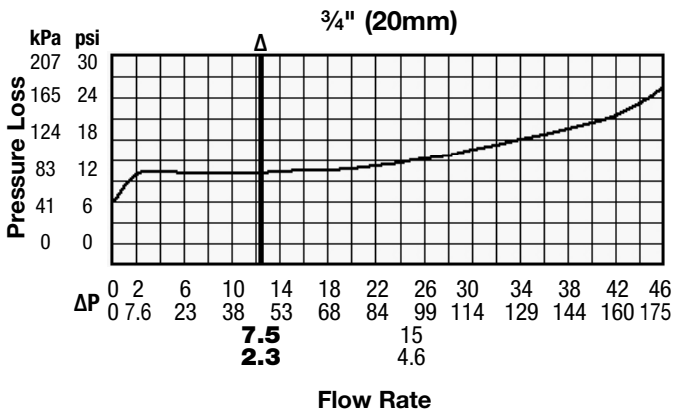
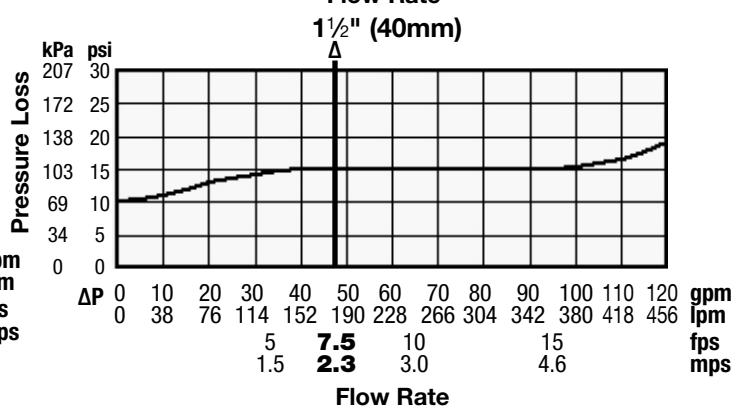
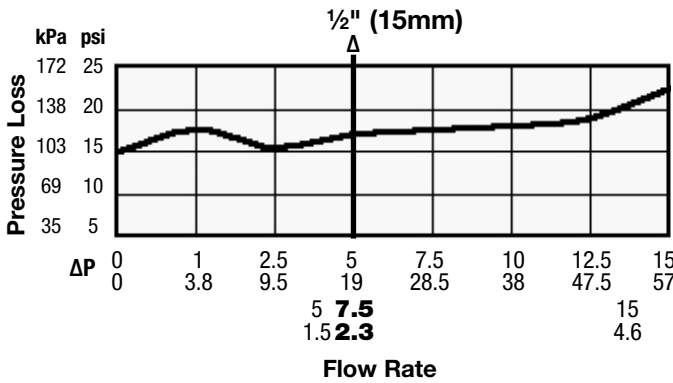
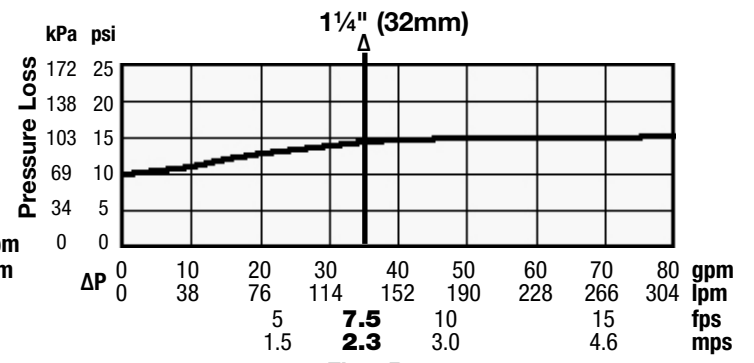
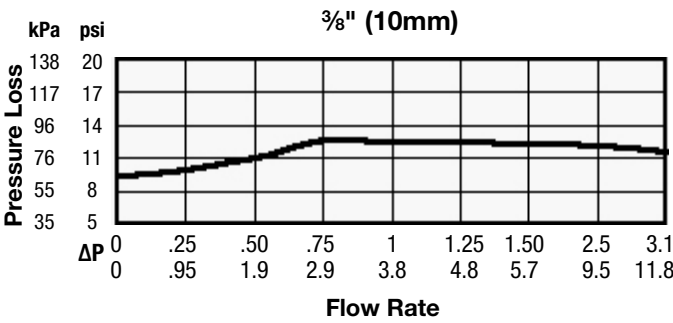
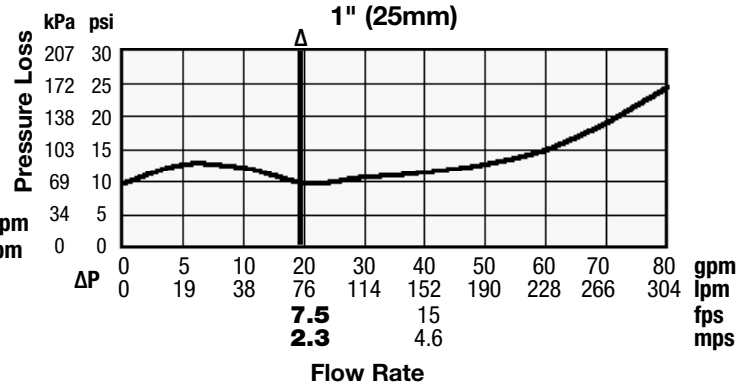
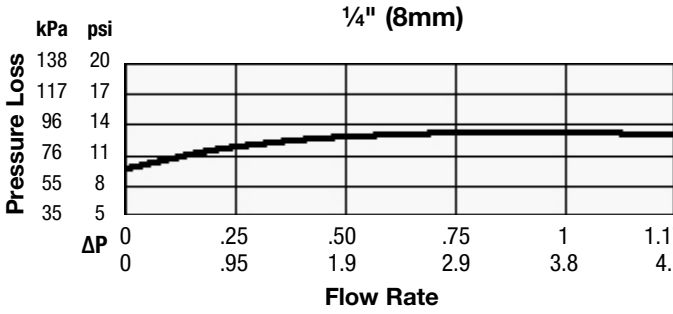
MODEL	SIZE (DN)		DIMENSIONS								STRAINER DIMENSIONS				WEIGHT			
	in.	mm	A		B		C		D		L		M		N		lbs.	kg.
4000B**	1/2	15	10	250	4 5/8	117	3 3/8	86	1 1/4	32	5 1/2	140	3	76	2	51	4.50	2.0
4000B M3**	3/4	20	10 3/4	273	5	127	3 1/2	89	1 1/2	38	6 3/4	171	3 5/16	84	2 5/16	59	5.75	2.6
4000B M2**	1	25	14 1/2	368	5 1/2	140	3	76	2 1/2	64	9 1/2	241	4 1/2	114	2 5/16	59	12.25	5.6
4000B**	1 1/4	32	17 3/8	441	6	150	3 1/2	89	2 1/2	64	11 3/8	289	5 1/8	130	3 3/8	79	14.62	6.6
4000B**	1 1/2	40	17 7/8	454	6	150	3 1/2	89	2 1/2	64	11 1/8	283	5 7/8	149	3 3/4	95	16.32	7.4
4000B**	2	50	21 3/8	543	7 3/4	197	4 1/2	114	3 3/4	83	13 1/2	343	6 3/16	157	4 7/8	124	30.00	13.6

Strainer sold separately

\*\*Approved by the Foundation for Cross-Connection Control and Hydraulic Research at the University of Southern California.

# Capacity

Performance as established by an independent testing laboratory.  
 ΔTypical maximum system flow rate (7.5 feet/sec., 2.3 meters/sec.)





*A Watts Water Technologies Company*

---

**USA: Backflow** Tel: (978) 689-6066 • Fax: (978) 975-8350 • [AmesFireWater.com](http://AmesFireWater.com)  
**USA: Control Valves** Tel: (713) 943-0688 • Fax: (713) 944-9445 • [AmesFireWater.com](http://AmesFireWater.com)  
**Canada:** Tel: (905) 332-4090 • Fax: (905) 332-7068 • [AmesFireWater.ca](http://AmesFireWater.ca)  
**Latin America:** Tel: (52) 81-1001-8600 • Fax: (52) 81-8000-7091 • [AmesFireWater.com](http://AmesFireWater.com)