



# Series 2000B

## Double Check Valve Assemblies

Sizes: 1/2" – 2" (15 – 50mm)

### Features

- Ease of maintenance with only one cover
- Top entry
- Replaceable seats and seat discs
- Modular construction
- Compact design
- 1/2" – 2" (15 – 50mm) Cast bronze body construction
- Top mounted ball valve test cocks
- Low pressure drop
- No special tools required
- 1/2" – 1" (15 – 25 mm) have tee handles



2" 2000B HC  
(50mm)



3/4" 2000B  
(20mm)

### Available Models

Suffix:

B - Quarter turn ball valves

LBV - less ball valves

SH - stainless steel ball valve handles

HC - 2 1/2" inlet/outlet fire hydrant fitting (2" valve)

### Pressure — Temperature

Temperature Range: 33°F – 140°F  
(0.5°C – 60°C)

Maximum Working Pressure: 175psi  
(12.1 bar)

### Standards

AWWA Std. C510, IAPMO PS31

Series 2000B Double Check Valve Assemblies are designed to protect drinking water supplies for dangerous cross-connections in accordance with national plumbing codes and water authority requirements for non-health-hazard non-potable service applications such as irrigation, fire line, or industrial processing.

These valves meet the requirements of ASSE Std. 1015 and AWWA Std. C510 and are approved by the Foundation for Cross-Connection Control and Hydraulic Research at the University of Southern California.

### Specifications

A Double Check Valve Assembly shall be installed at each noted location. The assembly shall consist of two positive seating check modules with captured springs and rubber seat discs. The check module seats and seat discs shall be replaceable. Service of all internal components shall be through a single access cover secured with stainless steel bolts. The assembly shall also include two resilient seated isolation valves and four top mounted, resilient seated test cocks. The assembly shall meet the requirements of ASSE Std. 1015 and AWWA Std. C510. Approved by the Foundation for Cross-Connection Control and Hydraulic Research at the University of Southern California. Assembly shall be an Ames Company Series 2000B.

### Approvals



Approved by the Foundation for Cross-Connection Control and Hydraulic Research at the University of Southern California.

LBV models not listed.

Horizontal and vertical "flow up" approval on all sizes.

#### WARNING

It is illegal to use this product in any plumbing system providing water for human consumption, such as drinking or dishwashing, in the United States. Before installing standard material product, consult your local water authority, building and plumbing codes.

Job Name \_\_\_\_\_ Contractor \_\_\_\_\_

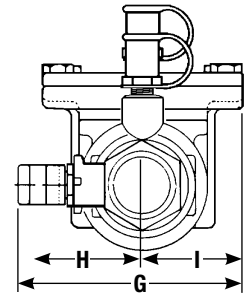
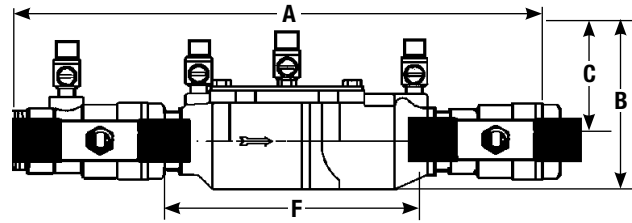
Job Location \_\_\_\_\_ Approval \_\_\_\_\_

Engineer \_\_\_\_\_ Contractor's P.O. No. \_\_\_\_\_

Approval \_\_\_\_\_ Representative \_\_\_\_\_

Ames product specifications in U.S. customary units and metric are approximate and are provided for reference only. For precise measurements, please contact Ames Technical Service. Ames reserves the right to change or modify product design, construction, specifications, or materials without prior notice and without incurring any obligation to make such changes and modifications on Ames products previously or subsequently sold.

# Dimensions – Weights



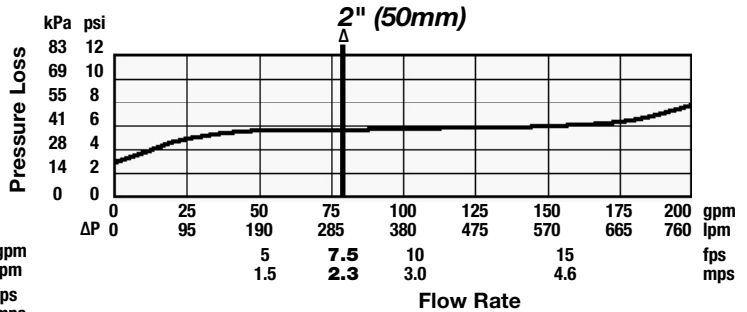
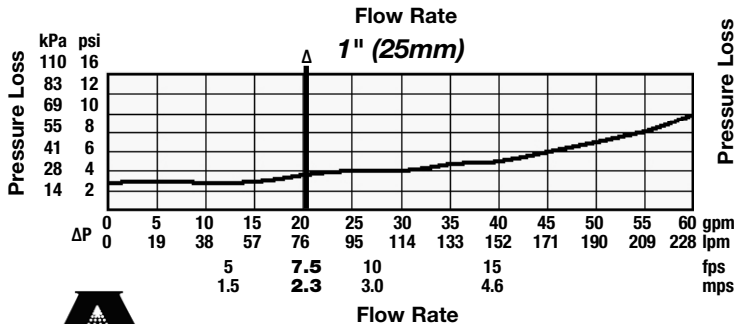
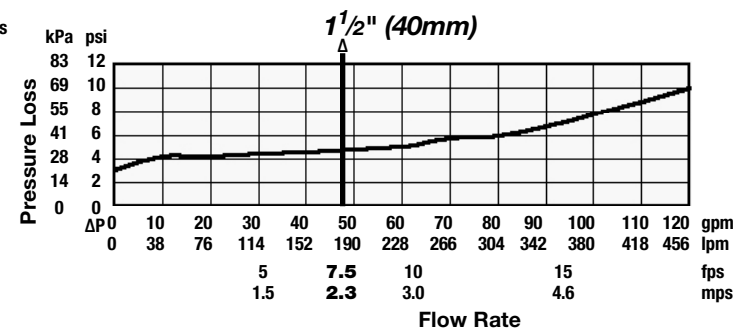
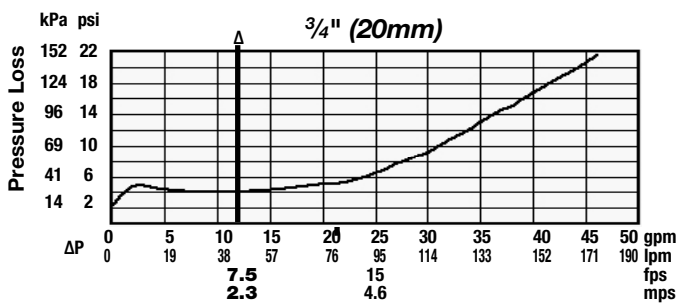
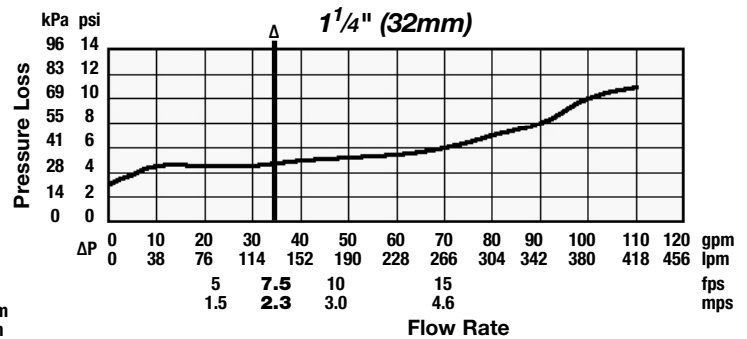
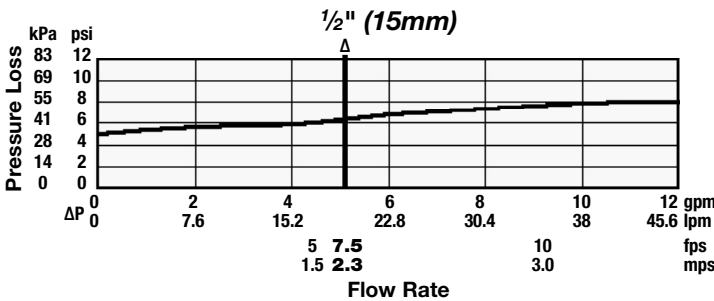
Suffix HC – Fire Hydrant Fittings dimension "A" = 23½" (594mm)

SIZE (DN)		DIMENSIONS										WEIGHT					
in.	mm	A		B		C		F		G		H		I		lbs.	kgs.
½	15	10	254	4¾	117	2⅞	62	5	127	3⅝	85	2⅞	59	2⅞	52	4.5	2
¾	20	11⅞	282	4	102	3⅞	79	6⅞	157	3⅞	87	2⅞	54	1⅞	33	5	2.3
1	25	13¼	337	5⅞	130	4	102	7½	191	3⅞	85	11⅞	43	11⅞	43	12	5.4
1¼	32	16⅝	416	5	127	3⅞	84	9½	241	5	127	3	76	2	50	15	6.8
1½	40	16¾	425	4⅞	124	3½	89	9¾	248	5⅞	148	3⅞	79	2⅞	68	15.86	7.2
2	50	19½	495	6¼	159	4	102	13⅝	340	6⅞	156	3⅞	87	2⅞	68	25.75	11.7

Strainer sold separately

# Capacities

As compiled from documented Foundation for Cross-Connection Control and Hydraulic Research at the University of Southern California lab tests. ΔTypical maximum system flow rate (7.5 feet/sec., 2.3 meters/sec.)



A Watts Water Technologies Company

USA: Backflow Tel: (978) 689-6066 • Fax: (978) 975-8350 • AmesFireWater.com  
 USA: Control Valves Tel: (713) 943-0688 • Fax: (713) 944-9445 • AmesFireWater.com  
 Canada: Tel: (905) 332-4090 • Fax: (905) 332-7068 • AmesFireWater.ca  
 Latin America: Tel: (52) 81-1001-8600 • Fax: (52) 81-8000-7091 • AmesFireWater.com