

Σ SIGMA.

Piping Products – Fire, Plumbing, Industrial

Quality – Service – Commitment – Delivered

Threaded



SIGMA Corporation

700 Goldman Drive
Cream Ridge, NJ 08514

281-987-1200
800-999-0109
spp-sales@sigmaco.com

www.sigmaco.com

Threaded



Piping Products – Fire, Plumbing, Industrial

Specifications

Malleable Threaded Fittings

ALL MALLEABLE THREADED FITTINGS MANUFACTURED FOR AND BY SIGMA PIPING PRODUCTS CONFORM TO, COMPLY WITH, AND ARE MANUFACTURED TO THE FOLLOWING STANDARDS:

ASTM A 197-	Standard Spec for Cupola Malleable Iron
ASTM A 153-	Standard Spec for Zinc Coating (Hot Dip) on Iron and Steel
ANSI B 16.3-	Malleable Iron Threaded Fittings Classes 150
ANSI/ASME B1.20.1-	Pipe Threads, General Purpose (Inch) NPT

Ductile Iron Threaded Fittings

ALL DUCTILE IRONS MANUFACTURED FOR AND BY SIGMA PIPING PRODUCTS CONFORM TO, COMPLY WITH, AND ARE MANUFACTURED TO THE FOLLOWING STANDARDS:

ASTM A 536-	Grade 65-45-12
ASME B 16.3-	Ductile Iron Threaded Fittings Classes 150
ANSI/ASME B1.20.1-	Pipe Threads, General Purpose (Inch) NPT

Cast Iron Threaded Fittings

ALL CAST IRONS MANUFACTURED FOR AND BY SIGMA PIPING PRODUCTS CONFORM TO, COMPLY WITH, AND ARE MANUFACTURED TO THE FOLLOWING STANDARDS:

ASTM A 128-	Class B Standard Spec for Cupola Cast Iron
ANSI B 16.4-	Cast Iron Threaded Fitting Classes 125
ANSI/ASME B1.20.1-	Pipe Threads, General Purpose (Inch) NPT

Steel Pipe Nipples

ALL STEEL PIPE NIPPLES MANUFACTURED FOR AND BY SIGMA PIPING PRODUCTS CONFORM TO, COMPLY WITH, AND ARE MANUFACTURED TO THE FOLLOWING STANDARDS:

ASTM A 53-	Standard Spec for Pipe, Steel, Black and Hot-Dipped, Zinc Coated, Welded and Seamed
ANSI/ASME B1.20.1-	Pipe Threads, General Purpose (Inch) NPT

Malleable Threaded Fittings

■ **Dimensions:** ANSI B16.3 CLASS 150

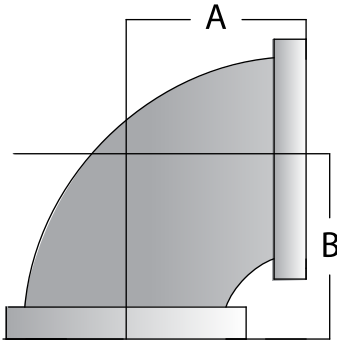
■ **Coating:** Black- none; Galvanized- Hot Dip per ASTM A153

■ **Material:** Malleable iron per ASTM A197

■ **Threads:** Pipe Threads, General Purpose ASME B1.20.1

Description

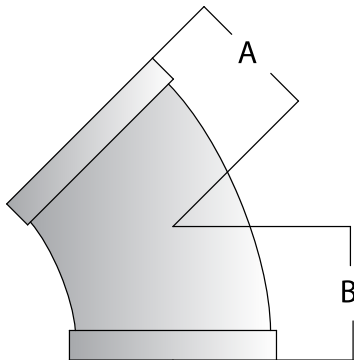
Malleable Threaded 90



NOM SIZE	ITEM CODE		DIMENSION		ITEM WEIGHT
	BLACK	GALV	A	B	
3/8"	1M90B0303	1M90B0303G	0.95	0.95	0.17
1/2"	1M90B0404	1M90B0404G	1.12	1.12	0.30
3/4"	1M90B0505	1M90B0505G	1.31	1.31	0.45
1"	1M90B0606	1M90B0606G	1.50	1.50	0.73
1 1/4"	1M90B0707	1M90B0707G	1.75	1.75	0.97
1 1/2"	1M90B0808	1M90B0808G	1.94	1.94	1.30
2"	1M90B0909	1M90B0909G	2.25	2.25	2.06
2 1/2"	1M90B1010	1M90B1010G	2.70	2.70	3.55
3"	1M90B1111	1M90B1111G	3.08	3.08	5.46
4"	1M90B1212	1M90B1212G	3.79	3.79	8.95

Description

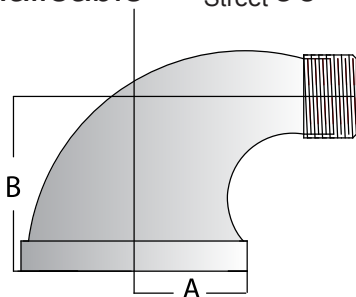
Malleable Threaded 45



NOM SIZE	ITEM CODE		DIMENSION		ITEM WEIGHT
	BLACK	GALV	A	B	
3/8"	1M45B0303	1M45B0303G	0.80	0.80	0.16
1/2"	1M45B0404	1M45B0404G	0.88	0.88	0.22
3/4"	1M45B0505	1M45B0505G	0.98	0.98	0.37
1"	1M45B0606	1M45B0606G	1.12	1.12	0.54
1 1/4"	1M45B0707	1M45B0707G	1.29	1.29	0.86
1 1/2"	1M45B0808	1M45B0808G	1.43	1.43	1.13
2"	1M45B0909	1M45B0909G	1.68	1.68	1.79
2 1/2"	1M45B1010	1M45B1010G	1.95	1.95	2.78
3"	1M45B1111	1M45B1111G	2.17	2.17	4.48
4"	1M45B1212	1M45B1212G	2.61	2.61	7.40

Description

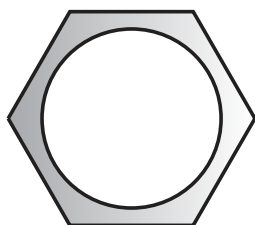
Malleable Threaded Street 90



NOM SIZE	ITEM CODE		DIMENSION		ITEM WEIGHT
	BLACK	GALV	A	B	
3/8"	1M90S0303	1M90S0303G	0.80	1.00	0.17
1/2"	1M90S0404	1M90S0404G	0.88	1.13	0.24
3/4"	1M90S0505	1M90S0505G	1.00	1.31	0.41
1"	1M90S0606	1M90S0606G	1.23	1.44	0.62
1 1/4"	1M90S0707	1M90S0707G	1.31	1.69	1.09
1 1/2"	1M90S0808	1M90S0808G	1.44	1.88	1.44
2"	1M90S0909	1M90S0909G	1.69	2.25	2.85

Description

Malleable Hex Nut

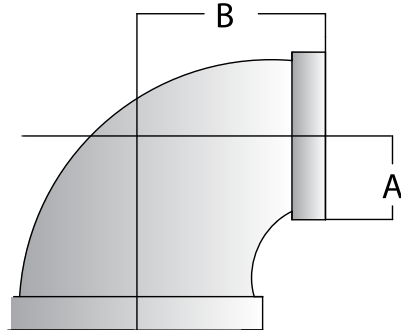


NOM SIZE	ITEM CODE		ITEM WEIGHT
	BLACK	GALV	
1/2"	1MLN04	1MLN04G	0.12
3/4"	1MLN05	1MLN05G	0.22
1"	1MLN06	1MLN06G	0.38
1 1/4"	1MLN07	1MLN07G	0.58
1 1/2"	1MLN08	1MLN08G	0.73
2"	1MLN09	1MLN09G	1.13

Malleable Threaded Fittings

Description

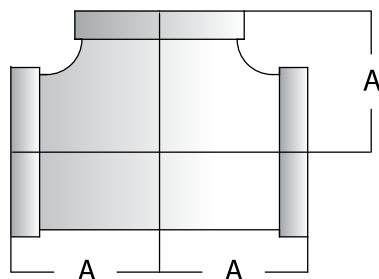
Malleable Reducing Bend



NOM SIZE	ITEM CODE		DIMENSION		ITEM WEIGHT
	BLACK	GALV	A	B	
1/2" X 3/8"	1M90R0403	1M90R0403G	1.00	1.06	0.22
3/4" X 1/2"	1M90R0504	1M90R0504G	1.19	1.25	0.38
1" X 1/2"	1M90R0604	1M90R0604G	1.25	1.38	0.46
1" X 3/4"	1M90R0605	1M90R0605G	1.38	1.44	0.56
1 1/4" X 1/2"	1M90R0704	1M90R0704G	1.38	1.56	0.61
1 1/4" X 3/4"	1M90R0705	1M90R0705G	1.44	1.63	0.71
1 1/4" X 1"	1M90R0706	1M90R0706G	1.44	1.66	1.15
1 1/2" X 1/2"	1M90R0804	1M90R0804G	1.41	1.66	1.15
1 1/2" X 3/4"	1M90R0805	1M90R0805G	1.50	1.75	1.08
1 1/2" X 1"	1M90R0806	1M90R0806G	1.63	1.81	1.02
1 1/2" X 1 1/4"	1M90R0807	1M90R0807G	1.81	1.88	1.17
2" X 1/2"	1M90R0904	1M90R0904G	1.49	1.88	1.30
2" X 3/4"	1M90R0905	1M90R0905G	1.63	2.00	1.30
2" X 1"	1M90R0906	1M90R0906G	1.75	2.00	1.35
2" X 1 1/4"	1M90R0907	1M90R0907G	1.88	2.13	1.53
2" X 1 1/2"	1M90R0908	1M90R0908G	2.00	2.13	1.75

Description

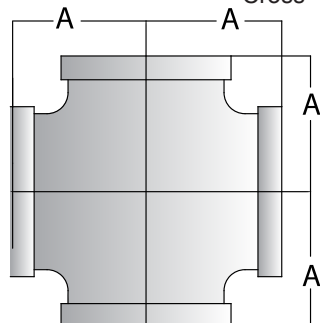
Malleable Threaded Tee



NOM SIZE	ITEM CODE		DIM. A	ITEM WEIGHT
	BLACK	GALV		
1/4"	1MT020202	1MT020202G	0.81	0.15
3/8"	1MT030303	1MT030303G	0.94	0.23
1/2"	1MT040404	1MT040404G	1.13	0.41
3/4"	1MT050505	1MT050505G	1.31	0.60
1"	1MT060606	1MT060606G	1.50	0.90
1 1/4"	1MT070707	1MT070707G	1.75	1.31
1 1/2"	1MT080808	1MT080808G	1.94	1.73
2"	1MT090909	1MT090909G	2.25	2.52
2 1/2"	1MT101010	1MT101010G	2.69	4.90
3"	1MT111111	1MT111111G	3.06	7.13
4"	1MT121212	1MT121212G	3.81	11.32

Description

Malleable Threaded Cross

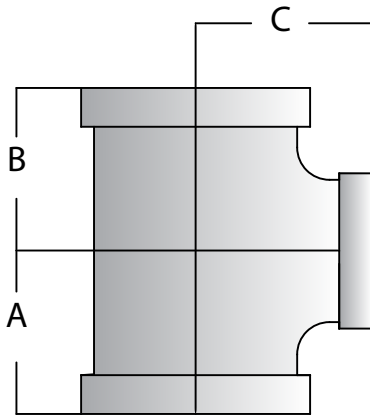


NOM SIZE	ITEM CODE		DIM. A	ITEM WEIGHT
	BLACK	GALV		
1/2"	1MX04	1MX04G	1.12	0.42
3/4"	1MX05	1MX05G	1.13	0.69
1"	1MX06	1MX06G	1.50	1.12
1 1/4"	1MX07	1MX07G	1.75	1.44
1 1/2"	1MX08	1MX08G	1.94	1.98
2"	1MX09	1MX09G	2.25	3.30
2 1/2"	1MX10	1MX10G	2.70	5.90
3"	1MX11	1MX11G	3.08	13.50

Malleable Threaded Fittings

Description

Malleable Reducing Tee



NOM	ITEM CODE		DIMEN-			ITEM
	BLACK	GALV	A	B	C	
1/2" X 1/2" X 3/8"	1MT040403	1MT040403G	1.06	1.06	1.06	0.30
3/4" X 1/2" X 1/2"	1MT050404	1MT050404G	1.08	1.08	1.09	0.38
3/4" X 1/2" X 3/4"	1MT050405	1MT050405G	1.11	1.11	1.13	0.46
3/4" X 3/4" X 1/2"	1MT050504	1MT050504G	1.19	1.19	1.25	0.47
1" X 1/2" X 1/2"	1MT060404	1MT060404G	1.21	1.21	1.30	0.58
1" X 3/4" X 1/2"	1MT060504	1MT060504G	1.22	1.22	1.32	0.59
1" X 3/4" X 3/4"	1MT060505	1MT060505G	1.23	1.23	1.33	1.59
1" X 1" X 1/2"	1MT060604	1MT060604G	1.25	1.25	1.38	0.70
1" X 1" X 3/4"	1MT060605	1MT060605G	1.38	1.38	1.44	0.82
1 1/4" X 1" X 1"	1MT070606	1MT070606G	1.56	1.56	1.69	1.10
1 1/4" X 1 1/4" X 1/2"	1MT070704	1MT070704G	1.38	1.38	1.56	0.98
1 1/4" X 1 1/4" X 3/4"	1MT070705	1MT070705G	1.40	1.40	1.60	0.94
1 1/4" X 1 1/4" X 1"	1MT070706	1MT070706G	1.56	1.56	1.69	1.20
1 1/2" X 1 1/4" X 1"	1MT080706	1MT080706G	1.63	1.63	1.81	1.30
1 1/2" X 1 1/2" X 1/2"	1MT080804	1MT080804G	1.44	1.44	1.69	1.19
1 1/2" X 1 1/2" X 3/4"	1MT080805	1MT080805G	1.50	1.50	1.75	1.30
1 1/2" X 1 1/2" X 1"	1MT080806	1MT080806G	1.63	1.63	1.81	1.45
1 1/2" X 1 1/2" X 1 1/4"	1MT080807	1MT080807G	1.81	1.81	1.88	1.52
2" X 2" X 1/2"	1MT090904	1MT090904G	1.50	1.50	1.88	1.65
2" X 2" X 3/4"	1MT090905	1MT090905G	1.63	1.63	2.00	1.87
2" X 2" X 1"	1MT090906	1MT090906G	1.75	1.75	2.00	1.76
2" X 2" X 1 1/4"	1MT090907	1MT090907G	1.88	1.88	2.13	2.35
2" X 2" X 1 1/2"	1MT090908	1MT090908G	2.00	2.00	2.19	2.55
2 1/2" X 2 1/2" X 1"	1MT101006	1MT101006G	1.88	1.88	2.38	2.85
2 1/2" X 2 1/2" X 1 1/4"	1MT101007	1MT101007G	2.06	2.06	2.44	3.36
2 1/2" X 2 1/2" X 1 1/2"	1MT101008	1MT101008G	2.19	2.19	2.50	3.46
2 1/2" X 2 1/2" X 2"	1MT101009	1MT101009G	2.38	2.38	2.62	3.65
3" X 3" X 1/2"	1MT111104	1MT111104G	1.76	1.76	2.52	4.03
3" X 3" X 3/4"	1MT111105	1MT111105G	1.88	1.88	1.63	4.03
3" X 3" X 1"	1MT111106	1MT111106G	2.00	2.00	2.62	4.13
3" X 3" X 1 1/4"	1MT111107	1MT111107G	2.19	2.19	2.75	4.50
3" X 3" X 1 1/2"	1MT111108	1MT111108G	2.31	2.31	2.81	5.18
3" X 3" X 2"	1MT111109	1MT111109G	2.50	2.50	2.88	5.70
3" X 3" X 1 1/2"	1MT111110	1MT111110G	2.57	2.57	2.89	5.00
4" X 4" X 1 1/4"	1MT121207	1MT121207G	2.39	2.39	3.26	7.47
4" X 4" X 1 1/2"	1MT121208	1MT111208G	2.51	2.51	3.32	7.47
4" X 4" X 2"	1MT121209	1MT121209G	2.75	2.75	3.44	8.39
4" X 4" X 2 1/2"	1MT121210	1MT121210G	2.75	2.75	3.44	7.70
4" X 4" X 3"	1MT121211	1MT121211G	3.31	3.31	3.63	8.93

Description

Malleable Cap

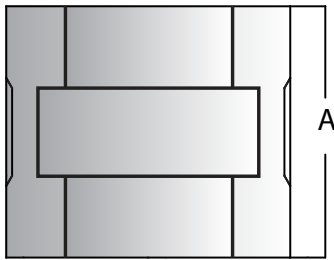


NOM SIZE	ITEM CODE		ITEM WEIGHT
	BLACK	GALV	
1/2"	1MK04	1MK04G	0.14
3/4"	1MK05	1MK05G	0.21
1"	1MK06	1MK06G	0.37
1 1/4"	1MK07	1MK07G	0.58
1 1/2"	1MK08	1MK08G	0.74
2"	1MK09	1MK09G	0.94
2 1/2"	1MK10	1MK10G	1.60
3"	1MK11	1MK11G	2.79
4"	1MK12	1MK12G	3.66

Malleable Threaded Fittings

Description

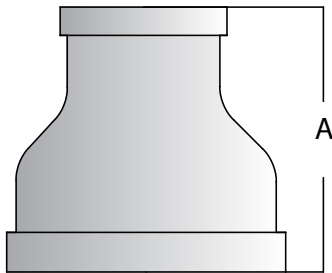
Malleable Coupling



NOM SIZE	ITEM CODE		DIM. A	ITEM WEIGHT
	BLACK	GALV		
3/8"	1MCP0303	1MCP0303G	1.18	0.13
1/2"	1MCP0404	1MCP0404G	1.31	0.20
3/4"	1MCP0505	1MCP0505G	1.50	0.30
1"	1MCP0606	1MCP0606G	1.69	0.48
1 1/4"	1MCP0707	1MCP0707G	1.93	0.75
1 1/2"	1MCP0808	1MCP0808G	2.13	1.00
2"	1MCP0909	1MCP0909G	2.50	1.45
2 1/2"	1MCP1010	1MCP1010G	2.88	2.40
3"	1MCP1111	1MCP1111G	3.19	3.30
4"	1MCP1212	1MCP1212G	3.69	5.72

Description

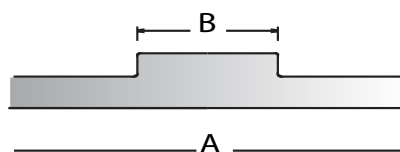
Malleable Reducing Coupling



NOM SIZE	ITEM CODE		DIM. A	ITEM WEIGHT
	BLACK	GALV		
1/2" X 3/8"	1MCR0403	1MCR0403G	0.17	0.17
3/4" X 1/2"	1MCR0504	1MCR0504G	0.27	0.27
1" X 1/2"	1MCR0604	1MCR0604G	0.39	0.39
1" X 3/4"	1MCR0605	1MCR0605G	0.43	0.43
1 1/4" X 1/2"	1MCR0704	1MCR0704G	0.61	0.61
1 1/4" X 3/4"	1MCR0705	1MCR0705G	0.64	0.64
1 1/4" X 1"	1MCR0706	1MCR0706G	0.68	0.68
1 1/2" X 1/2"	1MCR0804	1MCR0804G	0.78	0.78
1 1/2" X 3/4"	1MCR0805	1MCR0805G	0.88	0.88
1 1/2" X 1"	1MCR0806	1MCR0806G	0.88	0.88
1 1/2" X 1 1/4"	1MCR0807	1MCR0807G	0.90	0.90
2" X 1/2"	1MCR0904	1MCR0904G	1.15	1.15
2" X 3/4"	1MCR0905	1MCR0905G	1.34	1.34
2" X 1"	1MCR0906	1MCR0906G	1.40	1.40
2" X 1 1/4"	1MCR0907	1MCR0907G	1.53	1.53
2" X 1 1/2"	1MCR0908	1MCR0908G	1.55	1.55
2 1/2" X 1 1/4"	1MCR1007	1MCR1007G	2.09	2.09
2 1/2" X 1 1/2"	1MCR1008	1MCR1008G	2.09	2.09
2 1/2" X 2"	1MCR1009	1MCR1009G	2.51	2.51
3" X 1 1/4"	1MCR1107	1MCR1107G	2.99	2.99
3" X 1 1/2"	1MCR1108	1MCR1108G	3.30	3.30
3" X 2"	1MCR1109	1MCR1109G	3.25	3.25
3" X 2 1/2"	1MCR1110	1MCR1110G	3.29	3.29
4" X 1 1/2"	1MCR1208	1MCR1208G	4.90	4.90
4" X 2"	1MCR1209	1MCR1209G	5.10	5.10
4" X 2 1/2"	1MCR1210	1MCR1210G	6.55	6.55
4" X 3"	1MCR1211	1MCR1211G	4.04	4.04

Description

Malleable Floor Flange



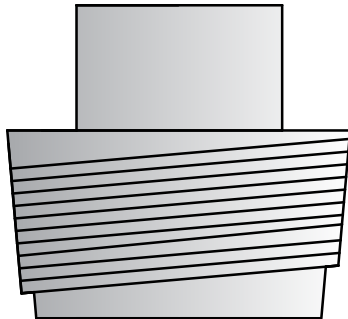
NOM SIZE	ITEM CODE		DIMENSION		ITEM WEIGHT
	BLACK	GALV	A	B	
1/2"	1MFF04	1MFF04G	3.50	2.50	0.56
3/4"	1MFF05	1MFF05G	3.50	2.50	0.60
1"	1MFF06	1MFF06G	4.00	3.00	0.84
1 1/4"	1MFF07	1MFF07G	4.00	3.00	0.90
1 1/2"	1MFF08	1MFF08G	4.50	3.50	1.20
2"	1MFF09	1MFF09G	5.50	4.25	2.03

www.sigmaco.com

Malleable Threaded Fittings

Description

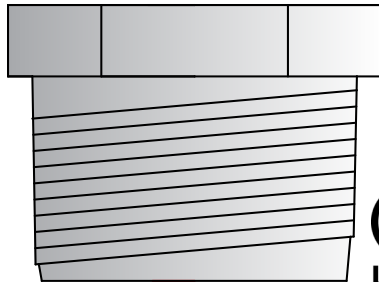
Malleable Plug



NOM SIZE	ITEM CODE		ITEM WEIGHT
	BLACK	GALV	
3/8"	1MPLG03	1MPLG03G	0.06
1/2"	1MPLG04	1MPLG04G	0.10
3/4"	1MPLG05	1MPLG05G	0.17
1"	1MPLG06	1MPLG06G	0.28
1 1/4"	1MPLG07	1MPLG07G	0.44
1 1/2"	1MPLG08	1MPLG08G	0.62
2"	1MPLG09	1MPLG09G	0.91
2 1/2"	1MPLG10	1MPLG10G	1.05
3"	1MPLG11	1MPLG11G	1.70
4"	1MPLG12	1MPLG12G	3.00

Description

Malleable Bushings

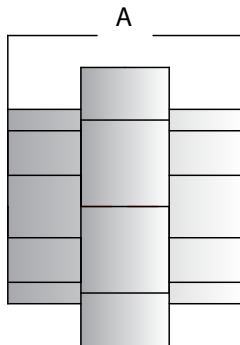


NOM SIZE	ITEM CODE		ITEM WEIGHT
	BLACK	GALV	
1/2" X 1/4"	1MBSH0402	1MBSH0402G	0.06
1/2" X 3/8"	1MBSH0403	1MBSH0403G	0.05
3/4" X 1/2"	1MBSH0504	1MBSH0504G	0.11
1" X 1/2"	1MBSH0604	1MBSH0604G	0.21
1" X 3/4"	1MBSH0605	1MBSH0605G	0.17
1 1/4" X 1/2"	1MBSH0704	1MBSH0704G	0.34
1 1/4" X 3/4"	1MBSH0705	1MBSH0705G	0.31
1 1/4" X 1"	1MBSH0706	1MBSH0706G	0.26
1 1/2" X 1/2"	1MBSH0804	1MBSH0804G	0.48
1 1/2" X 3/4"	1MBSH0805	1MBSH0805G	0.48
1 1/2" X 1"	1MBSH0806	1MBSH0806G	0.43
1 1/2" X 1 1/4"	1MBSH0807	1MBSH0807G	0.30
2" X 1/2"	1MBSH0904	1MBSH0904G	0.65
2" X 3/4"	1MBSH0905	1MBSH0905G	0.83
2" X 1"	1MBSH0906	1MBSH0906G	0.78
2" X 1 1/4"	1MBSH0907	1MBSH0907G	0.73
2" X 1 1/2"	1MBSH0908	1MBSH0908G	0.60
2 1/2" X 1 1/4"	1MBSH1007	1MBSH1007G	1.30
2 1/2" X 1 1/2"	1MBSH1008	1MBSH1008G	1.20
2 1/2" X 2"	1MBSH1009	1MBSH1009G	0.90
3" X 1 1/4"	1MBSH1107	1MBSH1107G	2.50
3" X 1 1/2"	1MBSH1108	1MBSH1108G	2.30
3" X 2"	1MBSH1109	1MBSH1109G	2.00
3" X 2 1/2"	1MBSH1110	1MBSH1110G	1.60
4" X 1 1/4"	1MBSH1207	1MBSH1207G	3.20
4" X 1 1/2"	1MBSH1208	1MBSH1208G	3.30
4" X 2"	1MBSH1209	1MBSH1209G	3.10
4" X 2 1/2"	1MBSH1210	1MBSH1210G	3.80
4" X 3"	1MBSH1211	1MBSH1211G	3.00

Malleable Threaded Fittings

Description

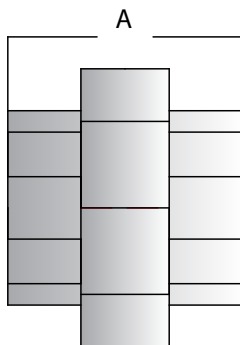
Malleable Union



NOM SIZE	ITEM CODE		DIM. A	ITEM WEIGHT
	BLACK	GALV		
1/4"	1MUN02	1MUN02G	1.81	0.45
3/8"	1MUN03	1MUN03G	1.81	0.42
1/2"	1MUN04	1MUN04G	1.94	0.44
3/4"	1MUN05	1MUN05G	2.06	0.60
1"	1MUN06	1MUN06G	2.44	0.91
1 1/4"	1MUN07	1MUN07G	2.63	1.45
1 1/2"	1MUN08	1MUN08G	2.75	1.69
2"	1MUN09	1MUN09G	2.94	2.46
3"	1MUN11	1MUN11G	3.63	4.95
4"	1MUN12	1MUN12G	3.75	8.75

Description

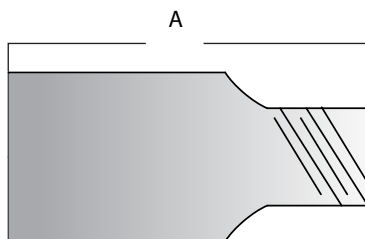
Malleable Union w/ Brass Seat



NOM SIZE	ITEM CODE		DIM. A	ITEM WEIGHT
	BLACK	GALV		
1/4"	1MUNBS02	1MUNBS02G	1.81	0.45
3/8"	1MUNBS03	1MUNBS03G	1.81	0.42
1/2"	1MUNBS04	1MUNBS04G	1.94	0.44
3/4"	1MUNBS05	1MUNBS05G	2.06	0.60
1"	1MUNBS06	1MUNBS06G	2.44	0.91
1 1/4"	1MUNBS07	1MUNBS07G	2.63	1.45
1 1/2"	1MUNBS08	1MUNBS08G	2.75	1.69
2"	1MUNBS09	1MUNBS09G	2.94	2.46
3"	1MUNBS11	1MUNBS11G	3.63	4.95
4"	1MUNBS12	1MUNBS12G	3.75	8.75

Description

Malleable Extension



NOM SIZE	ITEM CODE		DIM. A	ITEM WEIGHT
	BLACK	GALV		
1/2"	1MEX04	1MEX04G	1.95	7.32

Ductile Iron Threaded Fittings

Notice: D.I. Fittings have higher tensile strength than that of steel pipe, over tightening can cause damage to pipe threads which may cause leakage. D.I. Fitting should be tightened three turns beyond hand tighten, no more than four turns.

D.I. Threaded fittings are UL, cUL listed and Factory Mutual approved for 500psi service. D.I. Per ASTM A 536 grade 65-45-12. Dimensions conform to ANSI B16.3 Class 150. Threads are NPT per ANSI/ASME B1.20.1

Description
D.I. 90 Degree Elbow



NOM SIZE	ITEM CODE	DIMENSION		ITEM WEIGHT
	BLACK	A	B	
1"	1D90B0606	1.50	1.50	0.62
1 1/4"	1D90B0707	1.75	1.75	0.90
1 1/2"	1D90B0808	1.94	1.94	1.20
2"	1D90B0909	2.25	2.25	1.85

Description
D.I. Red. 90 Deg. Elbow



NOM SIZE	ITEM CODE	DIMENSION		ITEM WEIGHT
	BLACK	A	B	
1 X 1/2"	1D90R0604	1.26	1.36	0.44
1 X 3/4"	1D90R0605	1.37	1.45	0.52
1 1/4 X 1/2"	1D90R0704	1.34	1.53	0.64
1 1/4 X 3/4"	1D90R0705	1.45	1.62	0.72
1 1/4" X 1"	1D90R0706	1.58	1.67	0.75
1 1/2" X 1"	1D90R0806	1.65	1.80	0.92
1 1/2" X 1 1/4"	1D90R0807	1.82	1.88	1.08
2" X 1/2"	1D90R0904	1.49	1.88	1.08
2" X 3/4"	1D90R0905	1.60	1.97	1.24
2" X 1"	1D90R0906	1.73	2.02	1.40
2" X 1 1/4"	1D90R0907	1.90	2.10	1.52
2" X 1 1/2"	1D90R0908	2.02	2.16	1.65

Description
D.I. Straight Tee



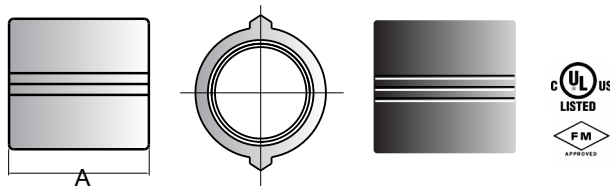
NOM SIZE	ITEM CODE	DIMENSION		ITEM WEIGHT
	BLACK	A	B	
1"	1DT060606	1.50	1.50	0.85
1 1/4"	1DT070707	1.75	1.75	1.22
1 1/2"	1DT080808	1.94	1.94	1.55
2"	1DT090909	2.25	2.25	2.45

Description
D.I. Reducing Coupling



NOM SIZE	ITEM CODE	DIM.	ITEM WEIGHT
	BLACK	A	
1 X 1/2"	1DCR0604	1.69	0.39
1 X 3/4"	1DCR0605	1.69	0.53

Description
D.I. Coupling



NOM SIZE	ITEM CODE	DIM.	ITEM WEIGHT
	BLACK	A	
1"	1DCP0606	1.50	0.85
1 1/4"	1DCP0707	1.75	1.22
1 1/2"	1DCP0808	1.94	1.55
2"	1DCP0909	2.25	2.45

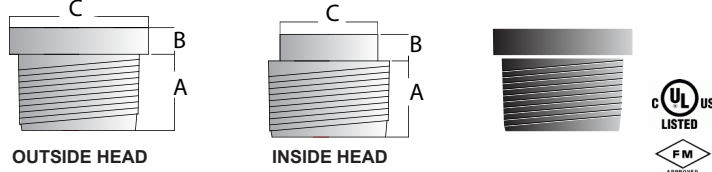
Description
D.I. 45 Degree Elbow



NOM SIZE	ITEM CODE	DIMENSION		ITEM WEIGHT
	BLACK	A	B	
1"	1D45B0606	1.12	1.12	0.46
1 1/4"	1D45B0707	1.29	1.29	0.73
1 1/2"	1D45B0808	1.43	1.43	0.92
2"	1D45B0909	1.68	1.68	1.50

Ductile Iron Threaded Fittings

Description **D.I. Bushing**



NOM SIZE	ITEM CODE	DIMENSION			STYLE	ITEM WT.
		BLACK	A	B		
1 X 1/2"	1DBUS0604	0.75	0.25	1.42	OUT	0.22
1 X 3/4"	1DBUS0605	0.75	0.25	1.42	OUT	0.17
1 1/4" X 1"	1DBUS0706	0.80	0.28	1.76	OUT	1.28
1 1/2" X 1"	1DBUS0806	0.83	0.31	2.00	OUT	0.44
1 1/2" X 1 1/4"	1DBUS0807	0.83	0.31	2.00	OUT	0.30
2" X 1"	1DBUS0906	0.88	0.41	1.95	IN	0.66
2" X 1 1/4"	1DBUS0907	0.88	0.34	2.48	OUT	0.72
2" X 1 1/2"	1DBUS0908	0.88	0.34	2.48	OUT	0.61

Description **D.I. Cross**



NOM SIZE	ITEM CODE	DIMENSION		ITEM WEIGHT
		BLACK	A	
1"	1DX0606	1.50	1.50	0.98
1 1/4"	1DX0707	1.75	1.75	1.50
1 1/2"	1DX0808	1.94	1.94	1.90
2"	1DX0909	2.25	2.25	2.95
1 1/4" X 1"	1DX0706	1.58	1.67	1.27
1 1/2" X 1"	1DX0806	1.65	1.80	1.45
2" X 1"	1DX0906	1.73	2.02	2.10

Description **D.I. Cap**



NOM SIZE	ITEM CODE	DIM. A	ITEM WEIGHT
1"	1DK06	1.16	0.32
1 1/4"	1DK07	1.28	0.43
1 1/2"	1DK08	1.33	0.60
2"	1DK09	1.45	0.91

Description **D.I. Reducing Tee**

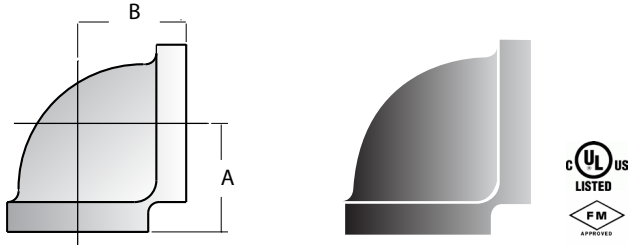


NOM SIZE	ITEM CODE	DIMENSION			ITEM WEIGHT
		BLACK	A	B	
1" x 1" x 1/2"	1DT060604	1.26	1.26	1.36	0.64
1" x 1" x 3/4"	1DT060605	1.37	1.37	1.45	0.73
1" x 1/2" x 1"	1DT060406	1.50	1.36	1.50	0.71
1" x 3/4" x 1"	1DT060506	1.50	1.45	1.50	0.76
1" x 1" x 1 1/4"	1DT060607	1.67	1.67	1.58	0.98
1" x 1" x 1 1/2"	1DT060608	1.80	1.80	1.65	1.16
1 1/4" x 1" x 1/2"	1DT070604	1.34	1.26	1.53	0.82
1 1/4" x 1" x 3/4"	1DT070605	1.45	1.37	1.62	0.90
1 1/4" x 1" x 1"	1DT070606	1.58	1.50	1.67	1.00
1 1/4" x 1" x 1 1/4"	1DT070607	1.75	1.67	1.75	1.08
1 1/4" x 1" x 1 1/2"	1DT070608	1.88	1.88	1.82	1.42
1 1/4" x 1 1/4" x 1/2"	1DT070704	1.34	1.34	1.53	0.86
1 1/4" x 1 1/4" x 3/4"	1DT070705	1.45	1.45	1.62	0.92
1 1/4" x 1 1/4" x 1"	1DT070706	1.58	1.58	1.67	0.95
1 1/4" x 1 1/4" x 1"	1DT070708	1.88	1.88	1.82	1.45
1 1/4" x 1 1/4" x 2"	1DT070709	2.10	2.10	1.90	1.75
1 1/2" x 1" x 1/2"	1DT080604	1.41	1.34	1.66	0.95
1 1/2" x 1" x 3/4"	1DT080605	1.52	1.37	1.75	1.14
1 1/2" x 1" x 1"	1DT080606	1.65	1.50	1.80	1.17
1 1/2" x 1" x 1 1/4"	1DT080607	1.82	1.67	1.88	1.34
1 1/2" x 1" x 1 1/2"	1DT080608	1.94	1.80	1.94	1.45
1 1/2" x 1 1/4" x 1/2"	1DT080704	1.41	1.34	1.66	1.05
1 1/2" x 1 1/4" x 3/4"	1DT080705	1.52	1.45	1.75	1.15
1 1/2" x 1 1/4" x 1"	1DT080706	1.65	1.58	1.80	1.25
1 1/2" x 1 1/4" x 2"	1DT080709	2.16	2.10	2.02	1.90
1 1/2" x 1 1/2" x 1/2"	1DT080804	1.41	1.41	1.16	1.15
1 1/2" x 1 1/2" x 3/4"	1DT080805	1.52	1.52	1.75	1.24
1 1/2" x 1 1/2" x 1"	1DT080806	1.65	1.65	1.80	1.30
1 1/2" x 1 1/2" x 1"	1DT080807	1.82	1.82	1.88	1.48
1 1/2" x 1 1/2" x 2"	1DT080809	2.16	2.16	2.02	1.98
2" x 1" x 2"	1DT090609	2.25	2.02	2.25	2.15
2" x 1 1/4" x 2"	1DT090709	2.25	2.10	2.25	2.30
2" x 1 1/2" x 1/2"	1DT090804	1.49	1.41	1.88	1.50
2" x 1 1/2" x 3/4"	1DT090805	1.60	1.52	1.97	1.62
2" x 1 1/2" x 1"	1DT090806	1.73	1.65	2.02	1.64
2" x 1 1/2" x 1 1/4"	1DT090807	1.90	1.82	2.10	1.80
2" x 1 1/2" x 1 1/2"	1DT090808	2.02	1.94	2.16	2.00
2" x 1 1/2" x 2"	1DT090809	2.25	2.16	2.25	2.35
2" x 2" x 1/2"	1DT090904	1.49	1.49	1.88	1.60
2" x 2" x 3/4"	1DT090905	1.60	1.60	1.97	1.68
2" x 2" x 1"	1DT090906	1.73	1.73	2.02	1.85
2" x 2" x 1 1/4"	1DT090907	1.90	1.90	2.10	2.04
2" x 2" x 1 1/2"	1DT090908	2.02	2.02	2.16	2.18
2" x 2" x 2 1/2"	1DT090910	2.60	2.60	2.39	3.61
2 1/2" x 2" x 3/4"	1DT100905	1.74	1.60	2.32	2.28

Cast Iron Threaded Fittings

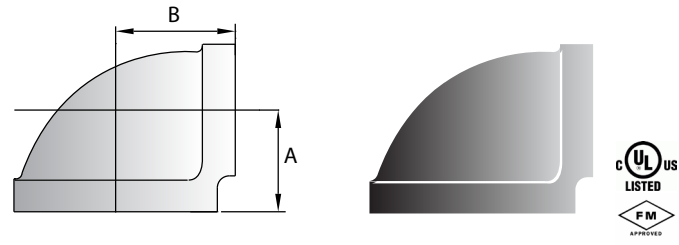
■ C.I. Threaded fittings are UL, cUL listed and Factory Mutual approved for 300psi service. Gray iron per ASTM 126 class B. Dimensions conform to ANSI B 16.4 Class 125 except plugs conform to ASME B 16.14. Threads are NPT per ANSI/ASME B1.20.1.

Description
C.I. 90 Degree Elbow



NOM SIZE	ITEM CODE	DIMENSION		ITEM WEIGHT
	BLACK	A	B	
1"	1C90B0606	1.50	1.50	0.85
1 1/4"	1C90B0707	1.75	1.75	1.22
1 1/2"	1C90B0808	1.94	1.94	1.55
2"	1C90B0909	2.25	2.25	2.45
2 1/2"	1C90B1010	2.70	2.70	4.80

Description
C.I. Reducing 90 Degree Elbow



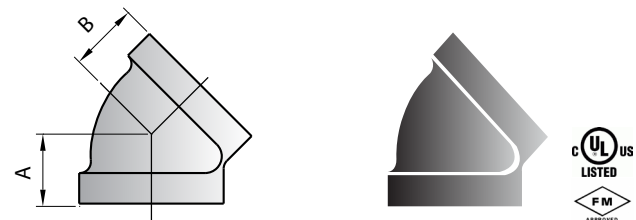
NOM SIZE	ITEM CODE	DIMENSION		ITEM WEIGHT
	BLACK	A	B	
1 X 1/2"	1C90R0604	1.26	1.36	0.44
1 X 3/4"	1C90R0605	1.37	1.45	0.52
1 1/4 X 1/2"	1C90R0704	1.34	1.53	0.64
1 1/4 X 3/4"	1C90R0705	1.45	1.62	0.72
1 1/4" X 1"	1C90R0706	1.58	1.67	0.75
1 1/2" X 1/2"	1C90R0804	1.60	1.70	1.17
1 1/2" X 3/4"	1C90R0805	1.61	1.72	1.30
1 1/2" X 1"	1C90R0806	1.65	1.80	0.92
1 1/2" X 1 1/4"	1C90R0807	1.82	1.88	1.08
2" X 1/2"	1C90R0904	1.49	1.88	1.08
2" X 3/4"	1C90R0905	1.60	1.97	1.24
2" X 1"	1C90R0906	1.73	2.02	1.40
2" X 1 1/4"	1C90R0907	1.90	2.10	1.52
2" X 1 1/2"	1C90R0908	2.02	2.16	1.65

Description
C.I. Straight Tee



NOM SIZE	ITEM CODE	DIMENSION		ITEM WEIGHT
	BLACK	A	B	
1"	1CT060606	1.50	1.50	0.85
1 1/4"	1CT070707	1.75	1.75	1.22
1 1/2"	1CT080808	1.94	1.94	1.55
2"	1CT090909	2.25	2.25	2.45
2 1/2"	1CT101010	2.70	2.70	6.39

Description
C.I. 45 Degree Elbow



NOM SIZE	ITEM CODE	DIMENSION		ITEM WEIGHT
	BLACK	A	B	
1"	1C45B0606	1.12	1.12	0.46
1 1/4"	1C45B0707	1.29	1.29	0.73
1 1/2"	1C45B0808	1.43	1.43	0.92
2"	1C45B0909	1.68	1.68	1.50

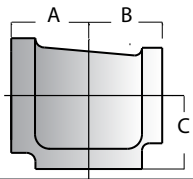
Description
C.I. Reducing Coupling



NOM SIZE	ITEM CODE	DIM.	ITEM WEIGHT
	BLACK	A	
1 X 1/2"	1CCR0604	1.69	0.62
1 X 3/4"	1CCR0605	1.69	0.69

Cast Iron Threaded Fittings


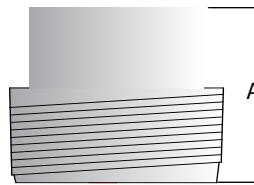
Description **C.I. Reducing Tee**



NOM SIZE	ITEM CODE	DIMENSION			ITEM WEIGHT
		BLACK	A	B	
1" x 1" x 1/2"	1CT060604	1.26	1.26	1.36	0.95
1" x 1" x 3/4"	1CT060605	1.37	1.37	1.45	1.10
1" x 1/2" x 1"	1CT060406	1.50	1.36	1.50	1.08
1" x 3/4" x 1"	1CT060506	1.50	1.45	1.50	1.18
1" x 1" x 1 1/4"	1CT060607	1.67	1.67	1.58	1.52
1" x 1" x 1 1/2"	1CT060608	1.80	1.80	1.65	1.73
1 1/4" x 1" x 1/2"	1CT070604	1.34	1.26	1.53	1.17
1 1/4" x 1" x 3/4"	1CT070605	1.45	1.37	1.62	1.38
1 1/4" x 1" x 1"	1CT070606	1.58	1.50	1.57	1.47
1 1/4" x 1" x 1 1/4"	1CT070607	1.75	1.67	1.75	1.80
1 1/4" x 1" x 1 1/2"	1CT070608	1.88	1.80	1.82	2.05
1 1/4" x 1 1/4" x 1/2"	1CT070704	1.34	1.34	1.53	1.37
1 1/4" x 1 1/4" x 3/4"	1CT070705	1.45	1.45	1.62	1.54
1 1/4" x 1 1/4" x 1"	1CT070706	1.58	1.58	1.67	1.65
1 1/4" x 1 1/4" x 1/2"	1CT070708	1.88	1.88	1.82	2.21
1 1/4" x 1 1/4" x 2"	1CT070709	2.10	2.10	1.90	2.55
1 1/2" x 1" x 1/2"	1CT080604	1.41	1.34	1.66	1.41
1 1/2" x 1" x 3/4"	1CT080605	1.52	1.37	1.75	1.65
1 1/2" x 1" x 1"	1CT080606	1.65	1.50	1.80	1.65
1 1/2" x 1" x 1 1/4"	1CT080607	1.82	1.67	1.88	2.00
1 1/2" x 1" x 1 1/2"	1CT080608	1.94	1.80	1.94	2.30
1 1/2" x 1 1/4" x 1/2"	1CT080704	1.41	1.34	1.66	1.58
1 1/2" x 1 1/4" x 3/4"	1CT080705	1.52	1.45	1.75	1.72
1 1/2" x 1 1/4" x 1"	1CT080706	1.65	1.58	1.80	1.85
1 1/2" x 1 1/4" x 1 1/4"	1CT080707	1.82	1.75	1.88	2.22
1 1/2" x 1 1/4" x 1 1/2"	1CT080708	1.94	1.88	1.94	2.45
1 1/2" x 1 1/4" x 2"	1CT080709	2.16	2.10	2.02	2.80
1 1/2" x 1 1/2" x 1/2"	1CT080804	1.41	1.41	1.66	1.76
1 1/2" x 1 1/2" x 3/4"	1CT080805	1.52	1.52	1.75	1.87
1 1/2" x 1 1/2" x 1"	1CT080806	1.65	1.65	1.80	1.94
1 1/2" x 1 1/2" x 1 1/4"	1CT080807	1.82	1.82	1.88	2.29
1 1/2" x 1 1/2" x 2"	1CT080809	2.16	2.16	2.02	3.28
2" x 1" x 2"	1CT090609	2.25	2.02	2.25	3.40
2" x 1 1/4" x 2"	1CT090709	2.25	2.10	2.25	2.80
2" x 1 1/2" x 1/2"	1CT090804	1.49	1.41	1.88	2.09
2" x 1 1/2" x 3/4"	1CT090805	1.60	1.52	1.97	2.40
2" x 1 1/2" x 1"	1CT090806	1.73	1.65	2.02	2.54
2" x 1 1/2" x 1 1/4"	1CT090807	1.90	1.82	2.10	2.85
2" x 1 1/2" x 1 1/2"	1CT090808	1.49	1.41	1.88	2.24
2" x 1 1/2" x 2"	1CT090809	2.25	2.16	2.25	3.75
2" x 2" x 1/2"	1CT090904	1.49	1.49	1.88	2.60
2" x 2" x 3/4"	1CT090905	1.60	1.60	1.97	2.71
2" x 2" x 1"	1CT090906	1.73	1.73	2.02	2.97
2" x 2" x 1 1/4"	1CT090907	1.90	1.90	2.10	3.32
2" x 2" x 1 1/2"	1CT090908	2.02	2.02	2.16	3.72
2" x 2" x 2 1/2"	1CT090910	2.60	2.60	2.39	5.10

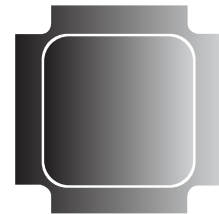
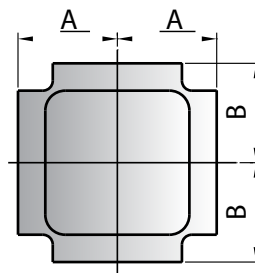
www.sigmaco.com

Description **C.I. Plugs**



NOM SIZE	ITEM CODE	DIM. A	ITEM WEIGHT
1/2"	1CPLG0404	0.94	0.10
3/4"	1CPLG0505	1.07	0.17
1"	1CPLG0606	1.25	0.28
1 1/4"	1CPLG0707	1.36	0.44
1 1/2"	1CPLG0808	1.45	0.62
2"	1CPLG0909	1.56	0.91

Description **C.I. Cross**



NOM SIZE	ITEM CODE	DIMENSION		ITEM WEIGHT
		BLACK	A	
1"	1CX0606	1.50	1.50	1.54
1 1/4"	1CX0707	1.75	1.75	2.40
1 1/2"	1CX0808	1.94	1.94	3.10
2"	1CX0909	2.25	2.25	4.00
1 1/4" X 1"	1CX0706	1.58	1.67	2.05
1 1/2" X 1"	1CX0806	1.65	1.80	2.40
2" X 1"	1CX0906	1.73	2.02	2.75

Import Pipe Nipples Black

Carbon Steel schedule 40 welded pipe nipples threaded to spec.
ANSI/ASME B1.20.1

Description
Black Steel



LENGTH	NOMINAL SIZE								
	1/8"	1/4"	3/8"	1/2"	3/4"	1"	1 1/4"	1 1/2"	2"
CLOSE	1NB0101	1NB0201	1NB0301	1NB0401	1NB0501	1NB0601	1NB0701	1NB0801	1NB0901
1 1/2"	1NB0108	1NB0208	1NB0308	1NB0408	1NB0508	NA	NA	NA	NA
2"	1NB0109	1NB0209	1NB0309	1NB0409	1NB0509	1NB0609	1NB0709	1NB0809	NA
2 1/2"	1NB0110	1NB02010	1NB0310	1NB0410	1NB0510	1NB0610	1NB0710	1NB0810	1NB0910
3"	1NB0111	1NB0211	1NB0311	1NB0411	1NB0511	1NB0611	1NB0711	1NB0811	1NB0911
3 1/2"	1NB0111-5	1NB0211-5	1NB0311-5	1NB0411-5	1NB0511-5	1NB0611-5	1NB0711-5	1NB0811-5	1NB0911-5
4"	1NB0112	1NB0212	1NB0312	1NB0412	1NB0512	1NB0612	1NB0712	1NB0812	1NB0912
4 1/2"	1NB0112-5	1NB0212-5	1NB0312-5	1NB0412-5	1NB0512-5	1NB0612-5	1NB0712-5	1NB0812-5	1NB0912-5
5"	1NB0113	1NB0213	1NB0313	1NB0413	1NB0513	1NB0613	1NB0713	1NB0813	1NB0913
5 1/2"	1NB0113-5	1NB0213-5	1NB0313-5	1NB0413-5	1NB0513-5	1NB0613-5	1NB0713-5	1NB0813-5	1NB0913-5
6"	1NB0114	1NB0214	1NB0314	1NB0414	1NB0514	1NB0614	1NB0714	1NB0814	1NB0914
6 1/2"	1NB0114-5	1NB0214 -5	1NB0314-5	1NB0414-5	1NB0514-5	1NB0614-5	1NB0714-5	1NB0814-5	1NB0914-5
7"	NA	NA	NA	NA	NA	1NB06147	1NB07147	1NB08147	1NB09147
7 1/2"	NA	NA	NA	NA	NA	1NB06147-5	1NB07147-5	1NB08147-5	1NB09147-5
8"	1NB0115	1NB0215	1NB0315	1NB0415	1NB0515	1NB0615	1NB0715	1NB0815	1NB0915
8 1/2"	NA	NA	NA	NA	NA	1NB0615 -5	1NB0715-5	1NB0815-5	1NB0915-5
9"	1NB0116	1NB0216	1NB0316	1NB0416	1NB0516	1NB0616	1NB0716	1NB0816	1NB0916
9 1/2"	NA	NA	NA	NA	NA	1NB0616 -5	1NB0716-5	1NB0816-5	1NB0916-5
10"	1NB0117	1NB0217	1NB0317	1NB0417	1NB0517	1NB0617	1NB0717	1NB0817	1NB0917
10 1/2"	NA	NA	NA	NA	NA	1NB0617-5	1NB0717-5	1NB0817-5	1NB0917-5
11"	1NB0118	1NB0218	1NB0318	1NB0418	1NB0518	1NB0618	1NB0718	1NB0818	1NB0918
11 1/2"	NA	NA	NA	NA	NA	1NB0618-5	1NB0718-5	1NB0818-5	1NB0918-5
12"	1NB0119	1NB0219	1NB0319	1NB0419	1NB0519	1NB0619	1NB0719	1NB0819	1NB0919

LENGTH	NOMINAL SIZE			
	2 1/2"	3"	4"	6"
CLOSE	1NB1001	1NB1101	1NB1201	1NB1401
3"	1NB1011	1NB1111	NA	NA
3 1/2"	1NB1011-5	1NB1111-5	1NB1211-5	NA
4"	1NB1012	1NB1112	1NB1212	NA
4 1/2"	1NB1012-5	1NB1112-5	1NB1212-5	NA
5"	1NB1013	1NB1113	1NB1213	NA
5 1/2"	1NB1013-5	1NB1113-5	1NB1213-5	NA
6"	1NB1014	1NB1114	1NB1214	1NB1414
8"	1NB1015	1NB1115	1NB1215	1NB1415
9"	1NB1016	1NB1116	1NB1216	1NB1416
10"	1NB1017	1NB1117	1NB1217	1NB1417
11"	1NB1018	1NB1118	1NB1218	1NB1418
12"	1NB1019	1NB1119	1NB1219	1NB1419

Import Pipe Nipples Galvanized

- Carbon Steel schedule 40 welded pipe nipples threaded to spec. ANSI/ASME B1.20.1 Galvanized to spec. ASTM A 153- for zinc coating.

Description
Galvanized Steel



LENGTH	NOMINAL SIZE								
	1/8"	1/4"	3/8"	1/2"	3/4"	1"	1 1/4"	1 1/2"	1 1/2"
CLOSE	1NG0101	1NG0201	1NG0301	1NG0401	1NG0501	1NG0601	1NG0701	1NG0801	1NG0901
1"	NA	1NG0201-1	NA	NA	NA	NA	NA	NA	NA
1 1/4"	NA	NA	NA	NA	NA	NA	NA	NA	NA
1 1/2"	1NG0108	1NG0208	1NG0308	1NG0408	1NG0508	NA	NA	NA	NA
2"	1NG0109	1NG0209	1NG0309	1NG0409	1NG0509	1NG0609	1NG0709	1NG0809	NA
2 1/2"	1NG0110	1NG02010	1NG0310	1NG0410	1NG0510	1NG0610	1NG0710	1NG0810	1NG0910
3"	1NG0111	1NG0211	1NG0311	1NG0411	1NG0511	1NG0611	1NG0711	1NG0811	1NG0911
3 1/2"	1NG0111-5	1NG0211-5	1NG0311-5	1NG0411-5	1NG0511-5	1NG0611-5	1NG0711-5	1NG0811-5	1NG0911-5
4"	1NG0112	1NG0212	1NG0312	1NG0412	1NG0512	1NG0612	1NG0712	1NG0812	1NG0912
4 1/2"	1NG0112-5	1NG0212-5	1NG0312-5	1NG0412-5	1NG0512-5	1NG0612-5	1NG0712-5	1NG0812-5	1NG0912-5
5"	1NG0113	1NG0213	1NG0313	1NG0413	1NG0513	1NG0613	1NG0713	1NG0813	1NG0913
5 1/2"	1NG0113-5	1NG0213-5	1NG0313-5	1NG0413-5	1NG0513-5	1NG0613-5	1NG0713-5	1NG0813-5	1NG0913-5
6"	1NG0114	1NG0214	1NG0314	1NG0414	1NG0514	1NG0614	1NG0714	1NG0814	1NG0914
6 1/2"	1NG0114-5	1NG0214-5	1NG0314-5	1NG0414-5	1NG0514-5	1NG0614-5	1NG0714-5	1NG0814-5	1NG0914-5
7"	NA	NA	NA	1NG04147	NA	1NG06147	1NG07147	1NG08147	1NG09147
8"	1NG0115	1NG0215	1NG0315	1NG0415	1NG0515	1NG0615	1NG0715	1NG0815	1NG0915
8 1/2"	NA	NA	NA	1NG0415-5	NA	NA	NA	NA	NA
9"	1NG0116	1NG0216	1NG0316	1NG0416	1NG0516	1NG0616	1NG0716	1NG0816	1NG0916
10"	1NG0117	1NG0217	1NG0317	1NG0417	1NG0517	1NG0617	1NG0717	1NG0817	1NG0917
11"	1NG0118	1NG0218	1NG0318	1NG0418	1NG0518	1NG0618	1NG0718	1NG0818	1NG0918
12"	1NG0119	1NG0219	1NG0319	1NG0419	1NG0519	1NG0619	1NG0719	1NG0819	1NG0919

LENGTH	NOMINAL SIZE			
	2 1/2"	3"	4"	6"
CLOSE	1NG1001	1NG1101	1NG1201	1NG1401
3"	1NG1011	1NG1111	NA	NA
3 1/2"	1NG1011-5	1NG1111-5	NA	NA
4"	1NG1012	1NG1112	1NG1212	NA
4 1/2"	1NG1012-5	1NG1112-5	1NG1212-5	NA
5"	1NG1013	1NG1113	1NG1213	NA
5 1/2"	1NG1013-5	1NG1113-5	1NG1213-5	NA
6"	1NG1014	1NG1114	1NG1214	1NG1414
7"	NA	1NG1114-5	NA	NA
8"	1NG1015	1NG1115	1NG1215	1NG1415
9"	1NG1016	1NG1116	1NG1216	1NG1416
10"	1NG1017	1NG1117	1NG1217	1NG1417
11"	1NG1018	1NG1118	1NG1218	1NG1418
12"	1NG1019	1NG1119	1NG1219	1NG1419

Domestic Pipe Nipples Black and Galv

Carbon Steel schedule 40 welded pipe nipples threaded to spec.
ANSI/ASME B1.20.1

***Made in the U.S.A**

Description
Black Steel



LENGTH	NOMINAL SIZE					
	1/8"	1/4"	3/8"	1/2"	3/4"	1"
CLOSE	D-1NB0101	D-1NB0201	D-1NB0301	D-1NB0401	D-1NB0501	D-1NB0601
1 1/2"	D-1NB0108	D-1NB0208	D-1NB0308	D-1NB0408	D-1NB0508	NA
2"	D-1NB0109	D-1NB0209	D-1NB0309	D-1NB0409	D-1NB0509	D-1NB0609
2 1/2"	D-1NB0110	D-1NB02010	D-1NB0310	D-1NB0410	D-1NB0510	D-1NB0610
3"	D-1NB0111	D-1NB0211	D-1NB0311	D-1NB0411	D-1NB0511	D-1NB0611
3 1/2"	D-1NB0111-5	D-1NB0211-5	D-1NB0311-5	D-1NB0411-5	D-1NB0511-5	D-1NB0611-5
4"	D-1NB0112	D-1NB0212	D-1NB0312	D-1NB0412	D-1NB0512	D-1NB0612
4 1/2"	D-1NB0112-5	D-1NB0212-5	D-1NB0312-5	D-1NB0412-5	D-1NB0512-5	D-1NB0612-5
5"	D-1NB0113	D-1NB0213	D-1NB0313	D-1NB0413	D-1NB0513	D-1NB0613
5 1/2"	D-1NB0113-5	D-1NB0213-5	D-1NB0313-5	D-1NB0413-5	D-1NB0513-5	D-1NB0613-5
6"	D-1NB0114	D-1NB0214	D-1NB0314	D-1NB0414	D-1NB0514	D-1NB0614

LENGTH	NOMINAL SIZE					
	1 1/4"	1 1/2"	2"	2 1/2"	3"	4"
CLOSE	D-1NB0701	D-1NB0801	D-1NB0901	NA	NA	NA
2"	D-1NB0709	D-1NB0809	NA	NA	NA	NA
2 1/2"	D-1NB0710	D-1NB0810	D-1NB0910	D-1NB1010	D-1NB1110	NA
3"	D-1NB0711	D-1NB0811	D-1NB0911	D-1NB1011	D-1NB1111	D-1NB1211
3 1/2"	D-1NB0711-5	D-1NB0811-5	D-1NB0911-5	D-1NB1011-5	D-1NB1111-5	D-1NB1211-5
4"	D-1NB0712	D-1NB0812	D-1NB0912	D-1NB1012	D-1NB1112	D-1NB1212
4 1/2"	D-1NB0712-5	D-1NB0812-5	D-1NB0912-5	D-1NB1012-5	D-1NB1112-5	D-1NB1212-5
5"	D-1NB0713	D-1NB0813	D-1NB0913	D-1NB1013	D-1NB1113	D-1NB1213
5 1/2"	D-1NB0713-5	D-1NB0813-5	D-1NB0913-5	D-1NB1013-5	D-1NB1113-5	D-1NB1213-5
6"	D-1NB0714	D-1NB0814	D-1NB0914	D-1NB1014	D-1NB1114	D-1NB1214

***Made in the U.S.A**

LOCATIONS

Corporate Head Quarters

Cream Ridge, NJ
Phone (800) 999-0109
Fax (281) 987-0200
spp-sales@sigmaco.com

Southeast & Eastern Regions

Alexander City, AL
Phone (800) 999-0109
Fax (281) 987-0200
spp-sales@sigmaco.com

Western Region

Ontario, CA
Phone (800) 999-0109
Fax (281) 987-0200
spp-sales@sigmaco.com

Auburn, WA
Phone (800) 999-0109
Fax (281) 987-0200
spp-sales@sigmaco.com

Southwest & Midwest Regions

Houston, TX
Phone (800) 999-0109
Fax (281) 987-0200
spp-sales@sigmaco.com

www.sigmaco.com

Terms and Conditions of Sales available at our website.

Threaded Fittings



- Black Malleable Iron (3/8" - 4") - 300psi, CL150
- Galvanized Malleable Iron (3/8" - 4") - 300psi CL150
- Cast Iron (1" - 2-1/2") - 300psi, CL150
- Ductile Iron (1" - 2") - 500psi, CL150
- UL Listed
- FM Approved

Steel Pipe Nipples Domestic and Import



- Schedule 40 Carbon Steel, Welded
- 66- Nipple Pack (1/2" and 3/4")
- Black Steel (1/4" - 6")
- Galvanized Steel (1/4" - 6")
- Conforms to ASTM A53
- Conforms to ANSI/ASME B.120.1

Welded Products Domestic and Import



- UniLet Import Threaded Weld Outlet (1/2" - 2")
- SigLet Domestic Threaded Weld Outlet (1/2" - 2")
- Grooved Welding Outlet (1-1/2" - 8")
- Welding Templates for Uni-Let
- Plate Flanges
- ULListed
- FM Approved

Indicator Posts



- Vertical Indicator Posts
- Wall Mounted Indicator Posts
- UL Listed
- FM Approved

Gate Valves



- Mechanical Joint, non rising stem (4" - 12")
- Flanged Joint, non rising stem (4" - 12")
- Flanged Joint, OS&Y .PIV (4" - 12")
- 300psi working pressure
- UL Listed
- FM Approved

Fire Valves



- Butterfly - Grooved or Wafer (2-1/2" - 8")
- Threaded Brass ball valves (1/2" - 2")
- Double door check valves (4" - 12")
- UL Listed
- FM Approved

Cast Iron Flanged Fittings



- Cast Iron / Ductile Iron Flanged (2" - 12")
- ANSI/AWWA C110/A21.10
- Bare, Cement Lined, Special coatings and Linings
- 250psi
- UL/FM