



TECHNICAL DATA

MIRAGE® QUICK RESPONSE EXTENDED COVERAGE CONCEALED PENDENT SPRINKLERS (VK632 AND VK634)

The Viking Corporation, 210 N Industrial Park Drive, Hastings MI 49058

Telephone: 269-945-9501 Technical Services: 877-384-5464 Fax: 269-818-1680 Email: techsvcs@vikingcorp.com

1. DESCRIPTION

Viking Mirage® Quick Response Extended Coverage Concealed Pendent Sprinkler VK632 and VK634 are thermosensitive glass-bulb spray sprinkler designed for installation on concealed pipe systems where the appearance of a smooth ceiling is desired. The glass bulb operating element and special deflector characteristics meet the challenges of quick response extended coverage standards.

The sprinkler is pre-assembled with a threaded adapter for installation with a low-profile cover assembly that provides up to ½" (12.7 mm) of vertical adjustment. The two-piece design allows installation and testing of the sprinkler prior to installation of the cover plate. The "push-on", "thread-off" design of the concealed cover plate assembly allows easy installation of the cover plate after the system has been tested and the ceiling finish has been applied. The cover assembly can be removed and reinstalled, allowing temporary removal of ceiling panels without taking the sprinkler system out of service or removing the sprinkler.



For Light Hazard Occupancies Only



WARNING: Cancer and Reproductive Harm-
www.P65Warnings.ca.gov

2. LISTINGS AND APPROVALS

cUL_{us} **cULus Listed:** Category VNIV

Refer to the Approval Chart on page 92c and Design Criteria on page 92d for cULus Listing requirements that must be followed.

3. TECHNICAL DATA

Specifications:

Available since 2007.

Minimum Operating Pressure: 7 psi (0.5 bar)

Maximum Working Pressure: 175 psi (12 Bar).

Factory tested hydrostatically to 500 psi (34.5 bar)

Thread sizes: Sprinkler VK632: 1/2" (15 mm) NPT,

Sprinkler VK634: 3/4" (20 mm) NPT

Nominal K-Factors: Sprinkler VK632: 5.6 U.S. (80.6 metric*)

Sprinkler VK634: 8.0 U.S. (115.2 metric*)

* Metric K-factor measurement shown is in Bar. When pressure is measured in kPa, divide the metric K-factor shown by 10.0.

Glass-bulb fluid temperature rated to -65 °F (-55 °C)

Patents Pending

Material Standards:

Sprinkler Body: Brass UNS-C84400

Deflector: Copper UNS-C19500

Deflector Pins: Stainless Steel Alloy

Bulb: Glass, nominal 3 mm diameter

Pip Cap: Leaded Bronze UNS-C31400 or UNS-C31600, or Pip Cap and Insert Assembly: Copper UNS-C11000 and Stainless Steel UNS-S30400

Button: Brass UNS-C36000

Screws: 18-8 Stainless Steel

Belleville Spring Sealing Assembly: Nickel Alloy, coated on both sides with PTFE Tape

Yoke: Phosphor Bronze UNS-C51000

Cover Adapter: Cold Rolled Steel UNS-G10080, Finish: Clear Chromate over Zinc Plating

Cover Assembly Materials:

Cover: Copper UNS-C11000

Base: Brass UNS-C26000 or UNS-C26800

Springs: Nickel Alloy

Solder: Eutectic

Ordering Information: (Also refer to the current Viking price list.)

Viking Technical Data may be found on
The Viking Corporation's Web site at
<http://www.vikinggroupinc.com>.
The Web site may include a more recent
edition of this Technical Data Page.



TECHNICAL DATA

MIRAGE® QUICK RESPONSE EXTENDED COVERAGE CONCEALED PENDENT SPRINKLERS (VK632 AND VK634)

The Viking Corporation, 210 N Industrial Park Drive, Hastings MI 49058

Telephone: 269-945-9501 Technical Services: 877-384-5464 Fax: 269-818-1680 Email: techsvcs@vikingcorp.com

Viking Mirage® Quick Response Extended Coverage Concealed Pendent Sprinklers and Cover Plate Assemblies must be ordered separately:

Sprinkler: Base Part No. 14613A or 14535A

Specify sprinkler temperature rating by adding the appropriate suffix for the temperature rating to the base part number:

Temperature Suffix: 135 °F (57 °C) = A, 155 °F (68 °C) = B, 175 °F (79 °C) = D, 200 °F (93 °C) = E

For example, sprinkler VK634 with a 155 °F (68 °C) temperature rating = 14535AB.

Cover Plate Assembly: Base Part No. 13504 (2-3/4" diameter), Base Part No. 13642 (3-5/16" diameter), or Base Part No. 15394 (square cover plate, 3-5/16" diameter)

Specify finish and temperature rating of the cover plate assembly by adding the appropriate suffixes for the finish and the cover temperature rating to the base part number:

Finish Suffix: Polished Chrome = F, Brushed Chrome = F-/B, Bright Brass = B, Antique Brass = B-/A, Brushed Brass = B-/B, Brushed Copper = E-/B, Painted White = M-/W, Painted Ivory = M-/I, Painted Black = M-/B

Temperature Suffix: 135 °F (57 °C) = A, 165 °F (74 °C) = C

For example, cover 13504 with a Polished Chrome finish and a 165 °F (74 °C) temperature rating = 13504FC.

Note: Square cover plate 15394 cULus Listing is for the 135°F (57°C) temperature rated cover plate only. Refer to the Approval Chart.

Available Finishes And Temperature Ratings:

Refer to Table 1.

Accessories: (Also refer to the "Sprinkler Accessories" section of the Viking data book.)

Sprinkler Wrenches**:

A. Heavy Duty Wrench Part No. 14047W/B or

B. Head Cabinet Wrench Part No. 14031***

C. Optional Concealed Cover Plate Installer Tool Part No. 14412 for cover 13504, or Part No. 14867 for the large diameter cover (available since 2007)

Requires a 1/2" ratchet (not available from Viking). *Also optional for removal of the protective cap. Ideal for sprinkler cabinets.

Sprinkler Cabinet: Part No. 01731A (available since 1971)

4. INSTALLATION

Refer to appropriate NFPA Installation Standards.

5. OPERATION

During fire conditions, when the temperature around the sprinkler approaches its operating temperature, the cover plate detaches. Continued heating of the exposed sprinkler causes the heat-sensitive liquid in the glass bulb to expand and the bulb to shatter, releasing the yoke, pip-cap and sealing spring assembly. Water flowing through the sprinkler orifice strikes the sprinkler deflector, forming a uniform spray pattern to extinguish or control the fire.

6. INSPECTIONS, TESTS AND MAINTENANCE

Refer to NFPA 25 for Inspection, Testing and Maintenance requirements.

7. AVAILABILITY

Viking Sprinklers VK632 and VK634 are available through a network of domestic and international distributors. See The Viking Corporation web site for the closest distributor or contact The Viking Corporation.

8. GUARANTEE

For details of warranty, refer to Viking's current list price schedule or contact Viking directly.



TECHNICAL DATA

**MIRAGE® QUICK RESPONSE
EXTENDED COVERAGE
CONCEALED PENDENT
SPRINKLERS (VK632 AND VK634)**

The Viking Corporation, 210 N Industrial Park Drive, Hastings MI 49058
 Telephone: 269-945-9501 Technical Services: 877-384-5464 Fax: 269-818-1680 Email: techsvcs@vikingcorp.com

TABLE 1: AVAILABLE SPRINKLER TEMPERATURE RATINGS AND FINISHES

Sprinkler Temperature Classification	Sprinkler Nominal Temperature Rating ¹	Maximum Ambient Ceiling Temperature ²	Temperature Rating of Cover Assembly (Required)	Bulb Color
Ordinary	135 °F (57 °C)	100 °F (38 °C)	135 °F (57 °C)	Orange
Ordinary	155 °F (68 °C)	100 °F (38 °C)	135 °F (57 °C)	Red
Intermediate	175 °F (79 °C)	150 °F (65 °C)	165 °F (74 °C)	Yellow
Intermediate	200 °F (93 °C)	150 °F (65 °C)	165 °F (74 °C)	Green

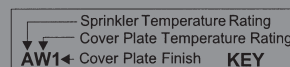
Cover Plate Finishes: Polished Chrome, Brushed Chrome, Bright Brass, Antique Brass, Brushed Brass, Brushed Copper, Painted White, Painted Ivory, and Painted Black

Footnotes

- ¹ The sprinkler temperature rating is stamped on the deflector.
- ² Based on NFPA-13. Other limits may apply, depending on fire loading, sprinkler location, and other requirements of the Authority Having Jurisdiction. Refer to specific installation standards.

Approval Chart

Mirage® QR Extended Coverage Concealed Pendent Sprinklers
 For Light Hazard Occupancies Only.
 Maximum 175 PSI (12 Bar) WWP



Sprinkler Base Part Number ¹	SIN	NPT Thread Size		Nominal K-Factor		Maximum Areas of Coverage ⁴	Minimum Water Supply Requirements ⁴ Flow/Pressure	Listings and Approvals ³ (Refer also to Design Criteria on page 92d.)		
		Inches	mm	U.S.	metric ²			cULus ⁵	FM	NYC
Standard Orifice										
14613A	VK632	1/2	15	5.6	80.6	16' x 16' (4.9 m x 4.9 m)	26 gpm @ 21.6 psi (98.4 L/min @ 1.49 Bar)	AW1, BX1	--	See Footnote 6.
14613A	VK632	1/2	15	5.6	80.6	18' x 18' (5.5 m x 5.5 m)	33 gpm @ 34.7 psi (124.9 L/min @ 2.39 Bar)	AW1, BX1	--	See Footnote 6.
14613A	VK632	1/2	15	5.6	80.6	20' x 20' (6.1 m x 6.1 m)	40 gpm @ 51.0 psi (151.4 L/min @ 3.52 Bar)	CW1, DX1	--	See Footnote 6.
Large Orifice										
14535A	VK634	3/4	20	8.0	115.2	16' x 16' (4.9 m x 4.9 m)	26 gpm @ 10.6 psi (98.4 L/min @ 0.73 Bar)	AW1, BX1	--	See Footnote 6.
14535A	VK634	3/4	20	8.0	115.2	18' x 18' (5.5 m x 5.5 m)	33 gpm @ 17.0 psi (124.9 L/min @ 1.17 Bar)	AW1, BX1	--	See Footnote 6.
14535A	VK634	3/4	20	8.0	115.2	20' x 20' (6.1 m x 6.1 m)	40 gpm @ 25.0 psi (151.4 L/min @ 1.72 Bar)	CW1, DX1	--	See Footnote 6.

Sprinkler Temperature Ratings A - 135 °F (57 °C) and 155 °F (68 °C) B - 175 °F (79 °C) and 200 °F (93 °C) C - 135 °F (57 °C) D - 175 °F (79 °C)	Cover Plate Temperature Ratings⁷ W - 135 °F (57 °C) cover 13504 ¹ , 13642 ¹ (large diameter), or 15394 ¹ (square cover plate) X - 165 °F (74 °C) cover 13504 ¹ , 13642 ¹ (large diameter)	Cover Plate Finishes⁸ 1 - Polished Chrome, Brushed Chrome, Bright Brass, Antique Brass, Brushed Brass, Brushed Copper, Painted White, Painted Ivory, and Painted Black
--	--	---

Footnotes

- ¹ Part number shown is the base part number. For complete part number, refer to current Viking price list schedule.
- ² Metric K-factor measurement shown is when pressure is measured in Bar. When pressure is measured in kPa, divide the metric K-factor shown by 10.0.
- ³ This chart shows the listings and approvals available at the time of printing. Other approvals may be in process. Check with the manufacturer for any additional approvals.
- ⁴ For areas of coverage smaller than shown, use the "Minimum Water Supply Requirement" for the next larger area listed. Flows and pressures listed are per sprinkler.
- ⁵ Listed by Underwriter's Laboratories, Inc. for use in the U.S. and Canada for Light Hazard occupancies with smooth, flat, horizontal ceilings only.
- ⁶ Meets New York City requirements, effective July 1, 2008.
- ⁷ The 135 °F (57 °C) cover has an orange label. The 165 °F (74 °C) cover has a white label.
- ⁸ Painted finish consists of Polyester Baked Enamel. Other paint colors are available on request with the same listings as the standard paint colors. Listings and approvals apply for any paint manufacturer. Contact Viking for additional information.

NOTE: Custom colors are indicated on a label inside the cover assembly. Refer to Figure 1.



TECHNICAL DATA

**MIRAGE® QUICK RESPONSE
EXTENDED COVERAGE
CONCEALED PENDENT
SPRINKLERS (VK632 AND VK634)**

The Viking Corporation, 210 N Industrial Park Drive, Hastings MI 49058

Telephone: 269-945-9501 Technical Services: 877-384-5464 Fax: 269-818-1680 Email: techsvcs@vikingcorp.com

DESIGN CRITERIA

(Also refer to the Approval Chart on page 92c.)

cULus Listing Requirements: Mirage® Quick Response Extended Coverage Concealed Pendent Sprinklers VK632 and VK634 are cULus Listed for installation in accordance with the latest edition of NFPA 13 for extended coverage pendent spray sprinklers:

- Limited to Light Hazard occupancies, with smooth, flat, horizontal ceilings only.
- Minimum spacing allowed is 8 ft. (2.4 m) unless baffles are installed in accordance with NFPA 13.
- Minimum distance from walls is 4 in. (102 mm).
- Maximum distance from walls shall be no more than one-half of the allowable distance between sprinklers. The distance shall be measured perpendicular to the wall.
- The sprinkler installation and obstruction rules contained in NFPA 13 for extended coverage pendent spray sprinklers must be followed.

NOTE: Concealed sprinklers must be installed in neutral or negative pressure plenums only.

IMPORTANT: Always refer to Bulletin Form No. F_091699 - Care and Handling of Sprinklers. Also refer to pages EC1-3 for general care, installation, and maintenance information. Viking sprinklers are to be installed in accordance with the latest edition of Viking technical data, the appropriate standards of NFPA, FM Global, LPCB, APSAD, VdS or other similar organizations, and also with the provisions of governmental codes, ordinances, and standards, whenever applicable.



Identification of Custom Paint Color:
All custom color painted cover plates will have an identifying label affixed to the inside of the cover that indicates custom color and will have a representative sample (a paint dot) of the paint on the label.

Figure 1: Identification of Custom Paint Color for Concealed Covers




Figure 2: Square Cover Assembly 15394

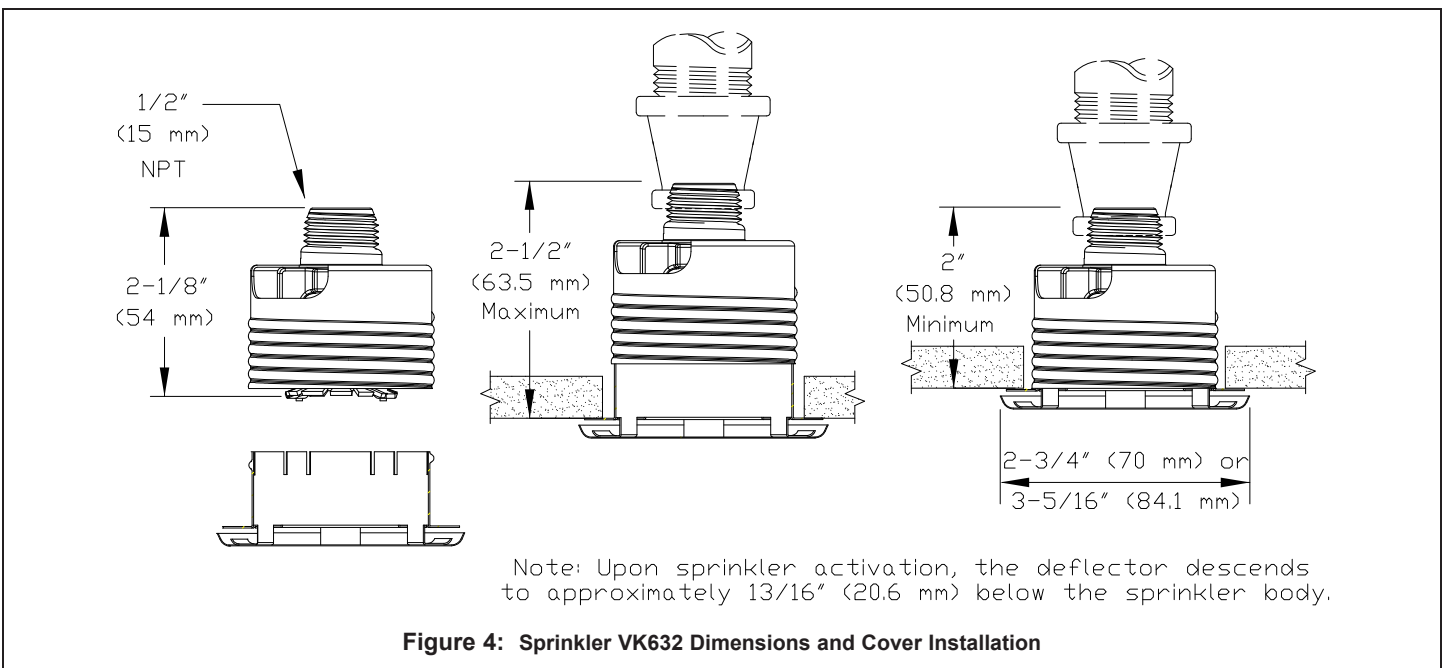
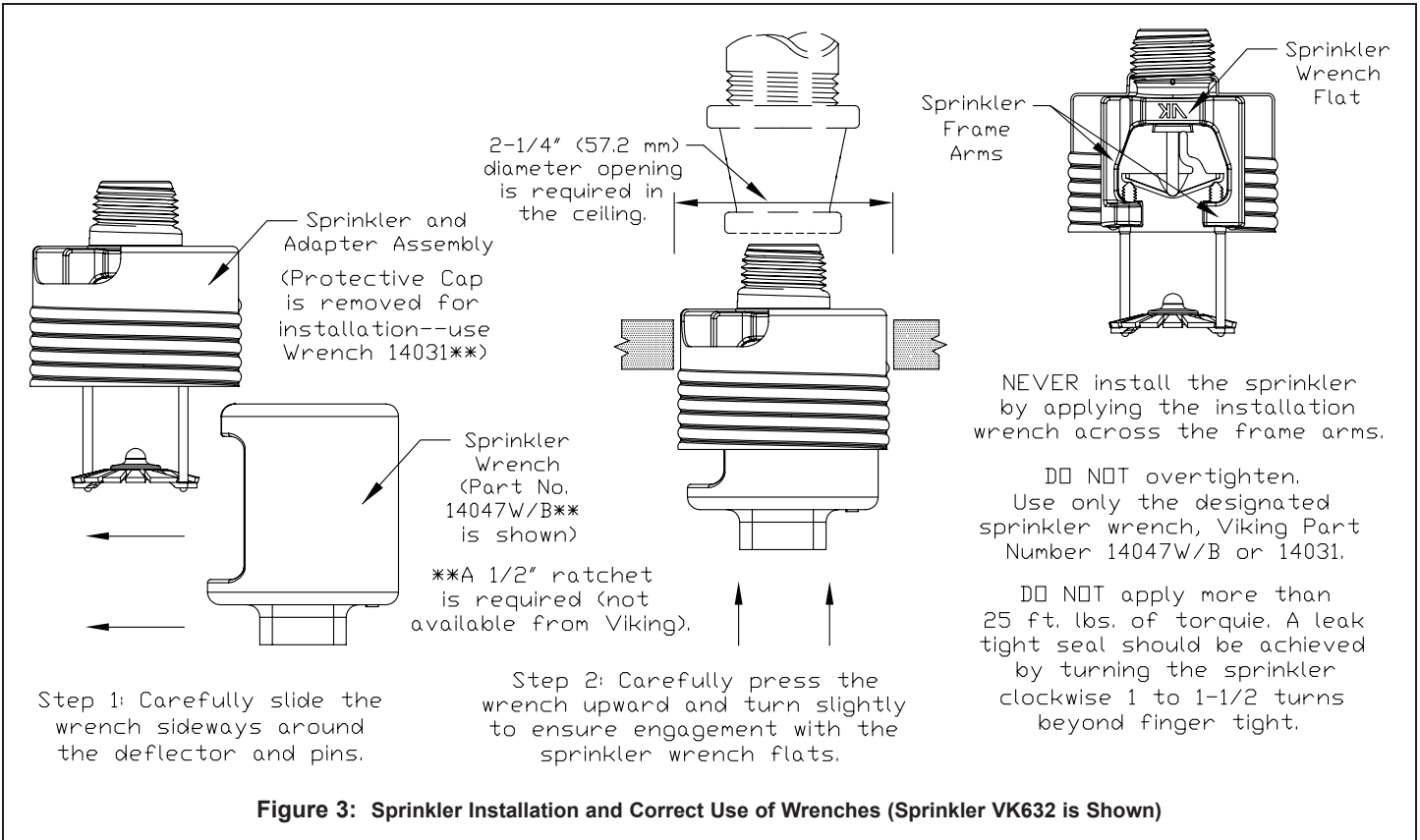


TECHNICAL DATA

MIRAGE® QUICK RESPONSE
EXTENDED COVERAGE
CONCEALED PENDENT
SPRINKLERS (VK632 AND VK634)

The Viking Corporation, 210 N Industrial Park Drive, Hastings MI 49058

Telephone: 269-945-9501 Technical Services: 877-384-5464 Fax: 269-818-1680 Email: techsvcs@vikingcorp.com





TECHNICAL DATA

MIRAGE® QUICK RESPONSE
 EXTENDED COVERAGE
 CONCEALED PENDENT
 SPRINKLERS (VK632 AND VK634)

The Viking Corporation, 210 N Industrial Park Drive, Hastings MI 49058

Telephone: 269-945-9501 Technical Services: 877-384-5464 Fax: 269-818-1680 Email: techsvcs@vikingcorp.com

