



## TECHNICAL DATA

### MICROFAST® QUICK RESPONSE FUSIBLE ELEMENT PENDENT SPRINKLER VK303 (K5.6)

The Viking Corporation, 210 N Industrial Park Drive, Hastings MI 49058

Telephone: 269-945-9501 Technical Services: 877-384-5464 Fax: 269-818-1680 Email: techsvcs@vikingcorp.com

Visit the Viking website for the latest edition of this technical data page.

### 1. DESCRIPTION

The Viking Microfast® Quick Response Fusible Element Pendent Sprinkler VK303 is a small, thermosensitive, solder link spray sprinkler available with various finishes and temperature ratings to meet design requirements. The special Polyester and Polytetrafluoroethylene (PTFE) coatings can be used in decorative applications where colors are desired.

### 2. LISTINGS AND APPROVALS

 **cULus Listed:** Category VNIV



**FM Approved:** Class Series 2000



**CCCF Approved:** Approved by the China Certification Center for Fire Products (CCCF)

Refer to Approval Chart 1 and Design Criteria cULus Listing requirements, and refer to Approval Chart 2 and Design Criteria for FM Approval requirements that must be followed.

### 3. TECHNICAL DATA

#### Specifications:

Minimum Operating Pressure: 7 psi (0.5 bar)  
Rated to 175 psi (12 bar) water working pressure  
Factory tested hydrostatically to 500 psi (34.5 bar)  
Thread size: 1/2" NPT, 15 mm BSP  
Nominal K-Factor: 5.6 U.S. (80.6 metric\*\*)  
Overall Length: 2-1/4" (58 mm)

\*cULus Listing, FM Approval, and NFPA 13 installs require a minimum of 7 psi (0.5 bar). The minimum operating pressure for LPCB and CE Approvals ONLY is 5 psi (0.35 bar).

#### Material Standards:

Frame Casting: QM Brass  
Deflector: UNS-C23000 or Copper UNS-C19500  
Fusible Element Assembly: Nickel Alloy  
Trigger and Support: Stainless Steel UNS-S31600  
Belleville Spring Sealing Assembly: Nickel Alloy, coated on both sides with PTFE Tape  
Seat and Insert Assembly: Copper UNS-C11000 and Stainless Steel UNS-S30400  
Screw: Brass UNS-C36000

For PTFE Coated Sprinklers: Belleville Spring-Exposed, Screw-Nickel Plated, Pip Cap-PTFE Coated

For Polyester Coated Sprinklers: Belleville Spring-Exposed

**Ordering Information:** (Also refer to the current Viking price list.)

Order Viking Microfast® Quick Response Fusible Element Pendent Sprinkler VK303 by first adding the appropriate suffix for the sprinkler finish and then the appropriate suffix for the temperature rating to the sprinkler base part number.

Finish Suffix: Brass = A, Chrome = F, White Polyester = M-/W, Black Polyester = M-/B, and Black PTFE = N

Temperature Suffix: 165 °F (74 °C) = C, 205 °F (96 °C) = E, and 280 °F (138 °C) = G

For example, sprinkler VK303 with a 1/2" NPT thread, Brass finish and a 165 °F (74 °C) temperature rating = Part No. 17536AC

**Available Finishes And Temperature Ratings:** Refer to Table 1.


**Accessories:** (Also refer to the Viking website.)

#### Sprinkler Wrenches:

- A. Standard Wrench: Part No. 10896W/B (available since 2000).
- B. Wrench for Recessed Pendent Sprinklers: Part No. 13577W/B\*\* (available since 2006)
- C. Optional Protective Sprinkler Cap Remover/Escutcheon Installer Tool\*\*\* Part No. 15915 (available since 2010)

\*\*A 1/2" ratchet is required (not available from Viking).

\*\*\*Allows use from the floor by attaching a length of 1" diameter CPVC tubing to the tool. Ideal for sprinkler cabinets. Refer to Bulletin F\_051808.



**WARNING:** Cancer and Reproductive Harm-  
[www.P65Warnings.ca.gov](http://www.P65Warnings.ca.gov)



## TECHNICAL DATA

### MICROFAST® QUICK RESPONSE FUSIBLE ELEMENT PENDENT SPRINKLER VK303 (K5.6)

The Viking Corporation, 210 N Industrial Park Drive, Hastings MI 49058

Telephone: 269-945-9501 Technical Services: 877-384-5464 Fax: 269-818-1680 Email: techsvcs@vikingcorp.com

Visit the Viking website for the latest edition of this technical data page.

#### Sprinkler Cabinets:

- A. Six-head capacity: Part No. 01724A (available since 1971)
- B. Twelve-head capacity: Part No. 01725A (available since 1971)

#### 4. INSTALLATION

Refer to appropriate NFPA Installation Standards.

#### 5. OPERATION

During fire conditions, the heat-sensitive fusible element assembly disengages, releasing the seat and spring assemblies to open the waterway. Water flowing through the sprinkler orifice strikes the sprinkler deflector, forming a uniform spray pattern to extinguish or control the fire.

#### 6. INSPECTIONS, TESTS AND MAINTENANCE

Refer to NFPA 25 for Inspection, Testing and Maintenance requirements.

#### 7. AVAILABILITY

The Viking Microfast® Quick Response Pendent Sprinkler VK303 is available through a network of domestic and international distributors. See The Viking Corporation web site for the closest distributor or contact The Viking Corporation.

#### 8. GUARANTEE

For details of warranty, refer to Viking's current list price schedule or contact Viking directly.

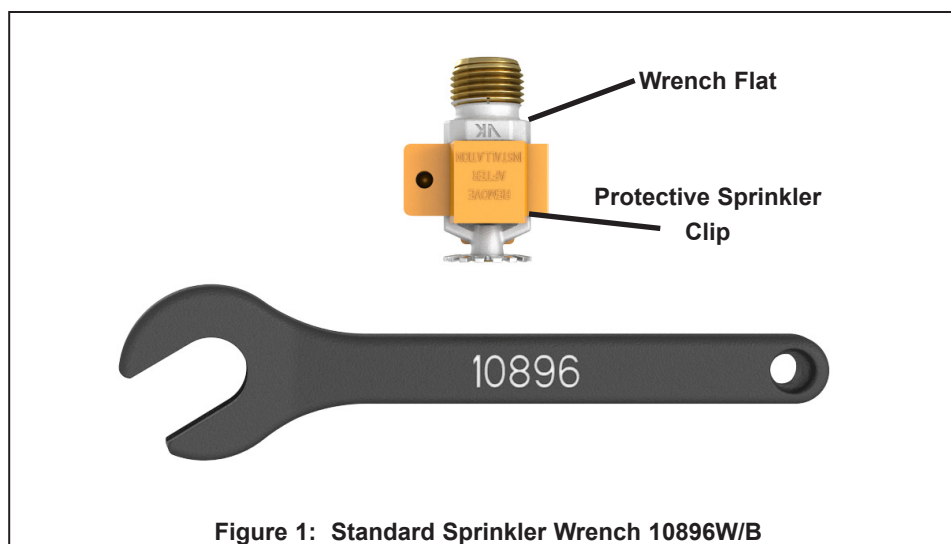


Figure 1: Standard Sprinkler Wrench 10896W/B



TECHNICAL DATA

**MICROFAST® QUICK  
RESPONSE FUSIBLE  
ELEMENT PENDENT  
SPRINKLER VK303 (K5.6)**

The Viking Corporation, 210 N Industrial Park Drive, Hastings MI 49058  
 Telephone: 269-945-9501 Technical Services: 877-384-5464 Fax: 269-818-1680 Email: techsvcs@vikingcorp.com  
 Visit the Viking website for the latest edition of this technical data page.

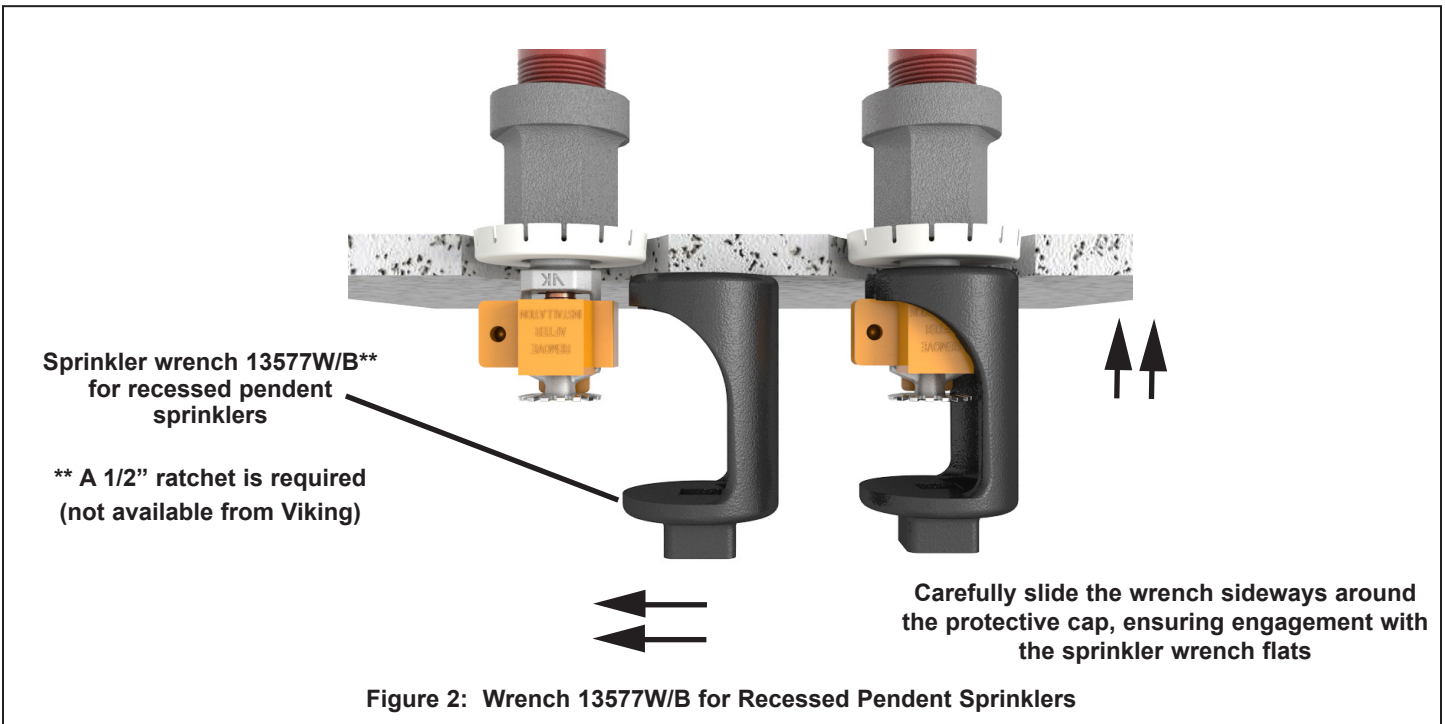
**TABLE 1: AVAILABLE SPRINKLER TEMPERATURE RATINGS AND FINISHES**


| Sprinkler Temperature Classification | Sprinkler Nominal Temperature Rating <sup>1</sup> | Maximum Ambient Ceiling Temperature <sup>2</sup> | Frame Paint Color |
|--------------------------------------|---|--|-------------------|
| Ordinary                             | 165 °F (74 °C)                                    | 100 °F (38 °C)                                   | None              |
| Intermediate                         | 205 °F (96 °C)                                    | 150 °F (65 °C)                                   | White             |
| High                                 | 280 °F (138 °C)                                   | 225 °F (107 °C)                                  | Blue              |

**Sprinkler Finishes:** Brass, Chrome, White Polyester<sup>3</sup>, Black Polyester<sup>3</sup>, and Black PTFE<sup>3</sup>

**Footnotes**

- <sup>1</sup> The sprinkler temperature rating is stamped on the deflector.
- <sup>2</sup> Based on NFPA-13. Other limits may apply, depending on fire loading, sprinkler location, and other requirements of the Authority Having Jurisdiction. Refer to specific installation standards.
- <sup>3</sup> For automatic sprinklers, the coatings indicated are applied to the exposed exterior surfaces only. Note that the spring is exposed on sprinklers with Polyester and PTFE coatings.



|   |  |  |
|---|--|--|
|  | <h2 style="margin: 0;">TECHNICAL DATA</h2> | <h3 style="margin: 0;">MICROFAST® QUICK RESPONSE FUSIBLE ELEMENT PENDENT SPRINKLER VK303 (K5.6)</h3> |
|---|--|--|

**The Viking Corporation, 210 N Industrial Park Drive, Hastings MI 49058**  
**Telephone: 269-945-9501 Technical Services: 877-384-5464 Fax: 269-818-1680 Email: techsvcs@vikingcorp.com**  
**Visit the Viking website for the latest edition of this technical data page.**

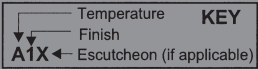
| <b>Approval Chart 1 (UL)</b><br>The Viking Microfast® Quick Response Pendent Sprinkler VK303<br>Maximum 175 PSI (12 Bar) WWP  |       |                 |             |  |                  |                     |                |   |   |     |      |    |     |
|---|-------|-----------------|-------------|--|------------------|---------------------|----------------|---|---|-----|------|----|-----|
| Base Part Number <sup>1</sup>   | SIN   | Sprinkler Style | Thread Size |  | Nominal K-Factor |                     | Overall Length |   | Listings and Approvals <sup>3</sup><br>(Refer also to Design Criteria.) |     |      |    |     |
|   |       |                 | NPT         | BSP  | U.S.             | metric <sup>2</sup> | Inches         | mm  | cULus <sup>4</sup>  | VdS | LPCB | CE | CCC |
| 17536   | VK303 | Pendent         | 1/2"        | 15 mm  | 5.6              | 80.6                | 2-1/4          | 58  | A1Z, B1Y  | --  | --   | -- | --  |
| 19781   | VK303 | Pendent         | 1/2"        | --   | 5.6              | 80.6                | 2-1/4          | 58  | --  | --  | --   | -- | B2  |
| 21362   | VK303 | Pendent         | --          | 15 mm  | 5.6              | 80.6                | 2-1/4          | 58  | --  | --  | --   | -- | B2  |
| <b>NOTICE - Product Below - Limited Availability (Contact Local Viking Office)</b>  |       |                 |             |  |                  |                     |                |   |   |     |      |    |     |
| 12275   | VK303 | Pendent         | 1/2"        | 15 mm  | 5.6              | 80.6                | 2-1/4          | 58  | A1Z, B1Y  | --  | --   | -- | --  |
| <b>Approved Temperature Ratings</b><br>A - 165 °F (74 °C), 205 °F (96 °C), and 280 °F (138 °C)<br>B - 165 °F (74 °C) and 205 °F (96 °C)   |       |                 |             | <b>Approved Finishes</b><br>1 - Brass, Chrome, White Polyester <sup>5</sup> , Black Polyester <sup>5</sup> , and Black PTFE<br>2 - Brass |                  |                     |                | <b>Approved Escutcheons</b><br>Y - Standard surface-mounted escutcheon or the Viking Microfast® Model F-1 Adjustable Escutcheon, or recessed with the Viking Micromatic® Model E-1 or E-2 Recessed Escutcheon<br>Z - Standard surface-mounted escutcheon or the Viking Microfast® Model F-1 Adjustable Escutcheon |   |     |      |    |     |
| <b>Footnotes</b><br><sup>1</sup> Base part number shown. For complete part number, refer to Viking's current price schedule.<br><sup>2</sup> Metric K-factor measurement shown is when pressure is measured in Bar. When pressure is measured in kPa, divide the metric K-factor shown by 10.0.<br><sup>3</sup> This table shows the listings and approvals available at the time of printing. Other approvals may be in process.<br><sup>4</sup> Listed by Underwriters Laboratories Inc. for use in the U.S. and Canada.<br><sup>5</sup> Other colors are available on request with the same Listings and Approvals as the standard colors. |       |                 |             |  |                  |                     |                |   |   |     |      |    |     |

| <b>DESIGN CRITERIA - UL</b><br>(Also refer to Approval Chart 1 above.)  |
|---|
| <p><b>cULus Listing Requirements:</b></p> <p>Quick Response Fusible Element Pendent Sprinkler VK303 is cULus Listed as indicated in the Approval Chart for installation in accordance with the latest edition of NFPA 13 for standard spray sprinklers.</p> <ul style="list-style-type: none"> <li>Designed for use in Light and Ordinary Hazard occupancies.</li> <li>Protection areas and maximum spacing shall be in accordance with the tables provided in NFPA 13. Maximum spacing allowed is 15 ft. (4.6 m).</li> <li>Minimum spacing allowed is 6 ft. (1.8 m) unless baffles are installed in accordance with NFPA 13.</li> <li>Minimum distance from walls is 4 in. (102 mm).</li> <li>Maximum distance from walls shall be no more than one-half of the allowable distance between sprinklers. The distance shall be measured perpendicular to the wall.</li> <li>The sprinkler installation rules contained in NFPA 13 for standard spray pendent sprinklers must be followed.</li> </ul> |
| <p><b>IMPORTANT: Always refer to Bulletin Form No. F_091699 - Care and Handling of Sprinklers. Also refer to page F_080614 for general care, installation, and maintenance information. Viking sprinklers are to be installed in accordance with the latest edition of Viking technical data, the appropriate standards of NFPA, FM Global, LPCB, APSAD, VdS or other similar organizations, and also with the provisions of governmental codes, ordinances, and standards, whenever applicable.</b></p>  |

|   |                       |   |
|---|-----------------------|---|
|  | <b>TECHNICAL DATA</b> | <b>MICROFAST® QUICK<br/>RESPONSE FUSIBLE<br/>ELEMENT PENDENT<br/>SPRINKLER VK303 (K5.6)</b> |
|---|-----------------------|---|

**The Viking Corporation, 210 N Industrial Park Drive, Hastings MI 49058**  
**Telephone: 269-945-9501 Technical Services: 877-384-5464 Fax: 269-818-1680 Email: techsvcs@vikingcorp.com**  
**Visit the Viking website for the latest edition of this technical data page.**

| <b>Approval Chart 2 (FM)</b><br>The Viking Microfast® Quick Response<br>Pendent Sprinkler VK303<br>Maximum 175 PSI (12 Bar) WWP   |       |                 |  |       |                  |  |                |    |   |
|---|-------|-----------------|--|-------|------------------|--|----------------|----|---|
| Base Part Number <sup>1</sup>   | SIN   | Sprinkler Style | Thread Size  |       | Nominal K-Factor |  | Overall Length |    | FM Approvals <sup>3</sup><br>(Refer also to Design Criteria.) |
|   |       |                 | NPT  | BSP   | U.S.             | metric <sup>2</sup>  | Inches         | mm |   |
| 17536   | VK303 | Pendent         | 1/2"   | 15 mm | 5.6              | 80.6   | 2-1/4          | 58 | A1Y   |
| <b>NOTICE - Product Below - Limited Availability (Contact Local Viking Office)</b>  |       |                 |  |       |                  |  |                |    |   |
| 12275   | VK303 | Pendent         | 1/2"   | 15 mm | 5.6              | 80.6   | 2-1/4          | 58 | A2Y   |
| <b>Approved Temperature Ratings</b><br>A - 165 °F (74 °C), 205 °F (96 °C), and 280 °F (138 °C)  |       |                 | <b>Approved Finishes</b><br>1 - Brass and Chrome<br>2 - Brass, Chrome, White Polyester <sup>4</sup> , and Black Polyester <sup>4</sup> |       |                  | <b>Approved Escutcheons</b><br>Y - Standard surface-mounted escutcheons or recessed with the Viking Micromatic® Model E-1, E-2, or E-3 Recessed Escutcheon |                |    |   |
| <b>Footnotes</b><br><sup>1</sup> Base part number shown. For complete part number, refer to Viking's current price schedule.<br><sup>2</sup> Metric K-factor measurement shown is when pressure is measured in Bar. When pressure is measured in kPa, divide the metric K-factor shown by 10.0.<br><sup>3</sup> This table shows the FM Approvals available at the time of printing. Other approvals may be in process.<br><sup>4</sup> Other colors are available on request with the same Approvals as the standard colors.<br><sup>5</sup> FM approved as corrosion resistant. |       |                 |  |       |                  |  |                |    |   |



**DESIGN CRITERIA - FM**  
 (Also refer to Approval Chart 2 above.)

**FM Approval Requirements:**

The Viking Microfast® Quick Response Fusible Element Pendent Sprinkler VK303 is FM Approved as quick response **Non-storage** pendent sprinklers as indicated in the FM Approval Guide. For specific application and installation requirements, reference the latest applicable FM Loss Prevention Data Sheets (including Data Sheet 2-0). FM Global Loss Prevention Data Sheets contain guidelines relating to, but not limited to: minimum water supply requirements, hydraulic design, ceiling slope and obstructions, minimum and maximum allowable spacing, and deflector distance below the ceiling.

**NOTE: The FM installation guidelines may differ from cULus and/or NFPA criteria.**

**IMPORTANT: Always refer to Bulletin Form No. F\_091699 - Care and Handling of Sprinklers. Also refer to page F\_080614 for general care, installation, and maintenance information. Viking sprinklers are to be installed in accordance with the latest edition of Viking technical data, the appropriate standards of NFPA, FM Global, LPCB, APSAD, VdS or other similar organizations, and also with the provisions of governmental codes, ordinances, and standards, whenever applicable.**



**TECHNICAL DATA**

**MICROFAST® QUICK RESPONSE FUSIBLE ELEMENT PENDENT SPRINKLER VK303 (K5.6)**

The Viking Corporation, 210 N Industrial Park Drive, Hastings MI 49058  
 Telephone: 269-945-9501 Technical Services: 877-384-5464 Fax: 269-818-1680 Email: techsvcs@vikingcorp.com  
 Visit the Viking website for the latest edition of this technical data page.

