



TECHNICAL DATA

MICROFAST® SR/QR EXTENDED COVERAGE PENDENT SPRINKLER VK604 (K5.6)

The Viking Corporation, 210 N Industrial Park Drive, Hastings MI 49058

Telephone: 269-945-9501 Technical Services: 877-384-5464 Fax: 269-818-1680 Email: techsvcs@vikingcorp.com


Visit the Viking website for the latest edition of this technical data page www.vikinggroupinc.com

1. DESCRIPTION

The Viking Microfast® EC/QREC Pendent Sprinkler VK604 is a small thermosensitive spray sprinkler available in several different finishes and temperature ratings to meet varying design requirements. These sprinklers have both standard response and quick response listings. The fast response type glass bulb and special deflector combine speed of operation and area of coverage to meet quick response extended coverage standards.

The special Polyester coating can be used in decorative applications where colors are desired.

2. LISTINGS AND APPROVALS

 **cULus Listed:** Category VNIV

Refer to the Approval Chart and Design Criteria for cULus Listing requirements that must be followed.

3. TECHNICAL DATA

Specifications:

Minimum Operating Pressure: Refer to the Approval Chart.

Maximum Working Pressure: 175 psi (12 bar) wwp.

Factory tested hydrostatically to 500 psi (34.5 bar).

Testing: U.S.A. Patent No. 4,831,870

Thread size: 1/2" (15 mm) NPT

Nominal K-Factor: 5.6 U.S. (80.6 metric*)

*Metric K-factor measurement shown is when pressure is measured in Bar. When pressure is measured in kPa, divide the metric K-factor shown by 10.0.

Glass-bulb fluid temperature rated to -65 °F (-55 °C)

Overall Length: 2-1/4 (58 mm)

Material Standards:

Sprinkler Frame: Brass UNS-C84400

Deflector: Brass UNS-C26000

Bulb: Glass, nominal 3 mm diameter

Belleville Spring Sealing Assembly: Nickel Alloy, coated on both sides with PTFE Tape

Screw: Brass UNS-C36000

Pip Cap and Insert Assembly: Copper UNS-C11000 and Stainless Steel UNS-S30400

For Polyester Coated Sprinklers: Belleville Spring-Exposed

Ordering Information: (Also refer to the current [Viking price list](#).)

Order Viking Microfast® EC/QREC Pendent Sprinkler VK604 by first adding the appropriate suffix for the sprinkler finish and then the appropriate suffix for the temperature rating to the sprinkler base part number.

Finish Suffix: Brass = A, Chrome = F, White Polyester = M-/W, and Black Polyester = M-/B

Temperature Suffix (°F/°C): 135°/57° = A, 155°/68° = B, 175°/79° = D

For example, sprinkler VK604 with a Brass finish and a 155 °F/68 °C temperature rating = Part No. 10335AB

Available Finishes And Temperature Ratings:

Refer to Table 1

Accessories: (Also refer to the Viking website.)

Sprinkler Wrenches:

A. Standard Wrench: Part No. 21475M/B (available since 2017)

B. Wrench for recessed pendent sprinklers: Part No. 13577W/B** (available since 2006)

**A 1/2" ratchet is required (not available from Viking).

Sprinkler Cabinets:

A. Six-head capacity: Part No. 01724A (available since 1971)

B. Twelve-head capacity: Part No. 01725A (available since 1971)



For Light Hazard Occupancies Only

NOTE: As of May 2018 all logos have been removed from the wrench boss.



TECHNICAL DATA

MICROFAST® SR/QR EXTENDED COVERAGE PENDENT SPRINKLER VK604 (K5.6)

The Viking Corporation, 210 N Industrial Park Drive, Hastings MI 49058

Telephone: 269-945-9501 Technical Services: 877-384-5464 Fax: 269-818-1680 Email: techsvcs@vikingcorp.com

Visit the Viking website for the latest edition of this technical data page www.vikinggroupinc.com

4. INSTALLATION

Refer to appropriate NFPA Installation Standards.

5. OPERATION

During fire conditions, the heat-sensitive liquid in the glass bulb expands, causing the glass to shatter, releasing the pip cap and sealing spring assembly. Water flowing through the sprinkler orifice strikes the sprinkler deflector, forming a uniform spray pattern to extinguish or control the fire.

6. INSPECTIONS, TESTS AND MAINTENANCE

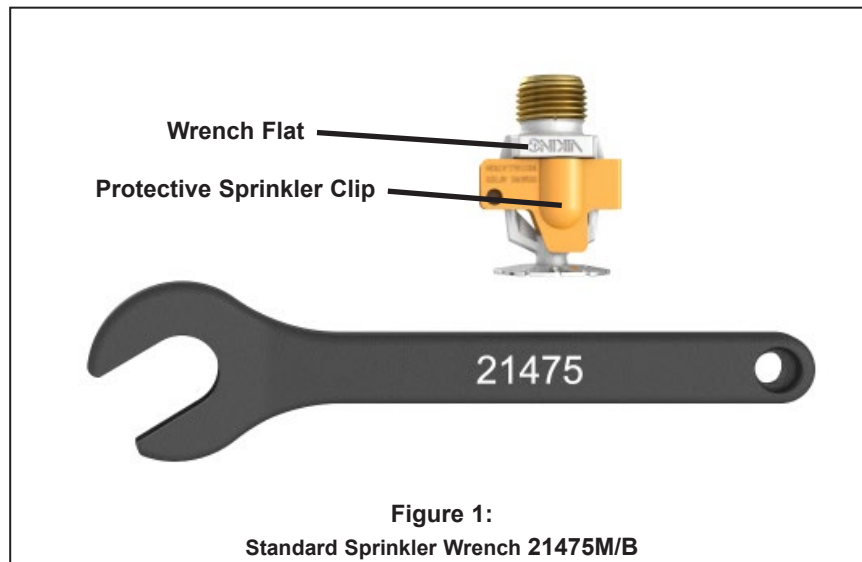
Refer to NFPA 25 for Inspection, Testing and Maintenance requirements.

7. AVAILABILITY

Viking Microfast® EC/QREC Pendent Sprinkler VK604 is available through a network of domestic and international distributors. See The Viking Corporation web site for the closest distributor or contact The Viking Corporation.

8. GUARANTEE

For details of warranty, refer to Viking's current list price schedule or contact Viking directly.





TECHNICAL DATA

**MICROFAST® SR/QR
EXTENDED COVERAGE
PENDENT SPRINKLER
VK604 (K5.6)**

The Viking Corporation, 210 N Industrial Park Drive, Hastings MI 49058
 Telephone: 269-945-9501 Technical Services: 877-384-5464 Fax: 269-818-1680 Email: techsvcs@vikingcorp.com
 Visit the Viking website for the latest edition of this technical data page www.vikinggroupinc.com

TABLE 1: AVAILABLE SPRINKLER TEMPERATURE RATINGS AND FINISHES

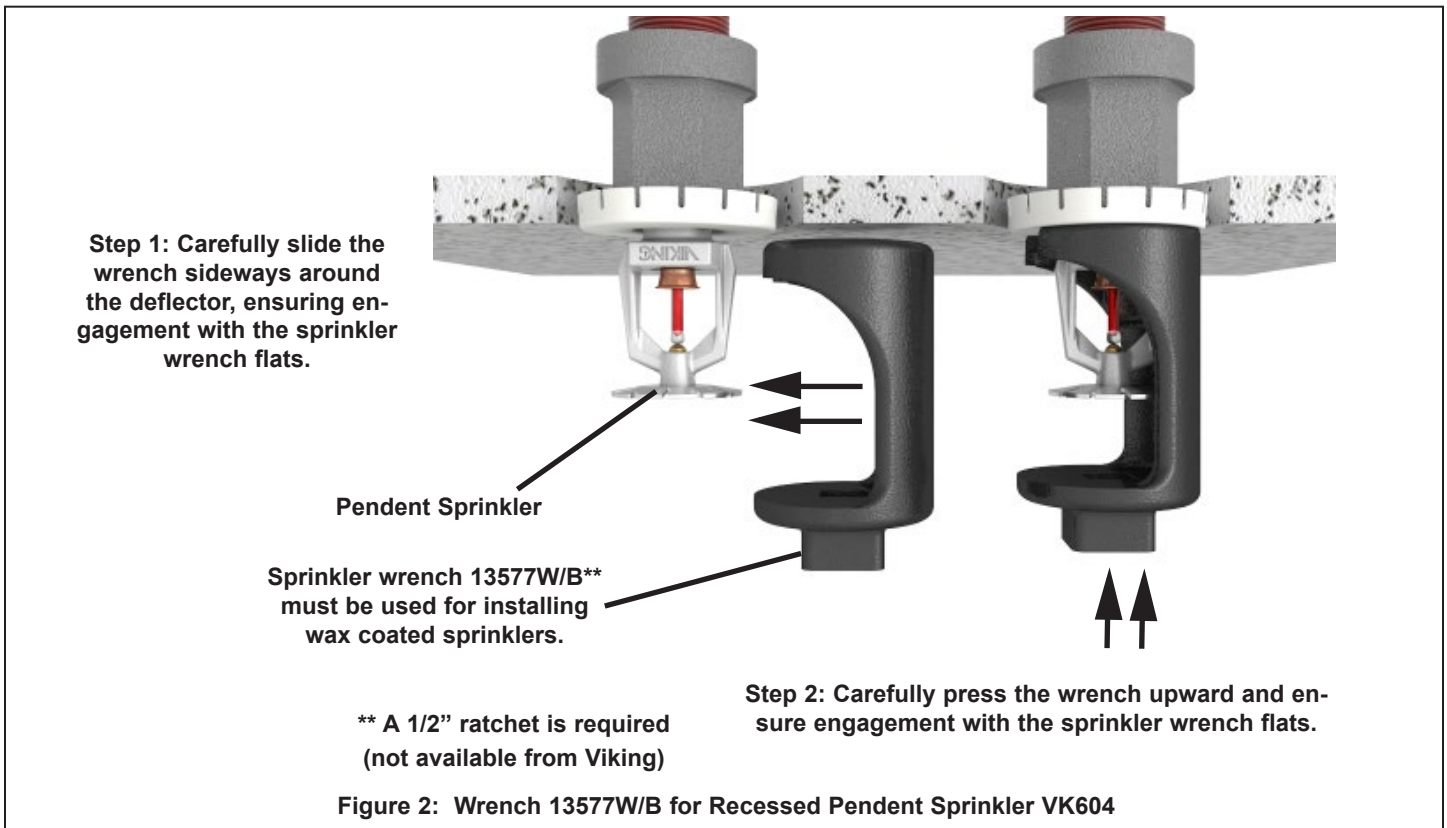
| Sprinkler Temperature Classification | Sprinkler Nominal Temperature Rating ¹ | Maximum Ambient Ceiling Temperature ² | Bulb Color |
|--------------------------------------|---|--|------------|
| Ordinary | 135 °F (57 °C) | 100 °F (38 °C) | Orange |
| Ordinary | 155 °F (68 °C) | 100 °F (38 °C) | Red |
| Intermediate | 175 °F (79 °C) | 150 °F (65 °C) | Yellow |


Sprinkler Finishes: Brass, Chrome, White Polyester, and Black Polyester

Footnotes

¹ The sprinkler temperature rating is stamped on the deflector.

² Based on NFPA-13. Other limits may apply, depending on fire loading, sprinkler location, and other requirements of the Authority Having Jurisdiction. Refer to specific installation standards.



| | | |
|---|--|---|
|  | <h2 style="margin: 0;">TECHNICAL DATA</h2> | <h3 style="margin: 0;">MICROFAST® SR/QR EXTENDED COVERAGE PENDENT SPRINKLER VK604 (K5.6)</h3> |
|---|--|---|

The Viking Corporation, 210 N Industrial Park Drive, Hastings MI 49058
Telephone: 269-945-9501 Technical Services: 877-384-5464 Fax: 269-818-1680 Email: techsvcs@vikingcorp.com
Visit the Viking website for the latest edition of this technical data page www.vikinggroupinc.com

| Approval Chart | | | | | | | | <table border="1" style="font-size: small;"> <tr> <td style="text-align: center;">Temperature</td> <td style="text-align: center;">KEY</td> </tr> <tr> <td style="text-align: center;">Finish</td> <td></td> </tr> <tr> <td style="text-align: center;">A1X ←</td> <td style="text-align: center;">Escutcheon (if applicable)</td> </tr> </table> | | Temperature | KEY | Finish | | A1X ← | Escutcheon (if applicable) |
|--|----------------------------|---|--|--|---------------------|--------------------------------|--------|---|--|-------------|-----|--------|--|-------|----------------------------|
| Temperature | KEY | | | | | | | | | | | | | | |
| Finish | | | | | | | | | | | | | | | |
| A1X ← | Escutcheon (if applicable) | | | | | | | | | | | | | | |
| Viking Microfast® EC/QREC Pendent Sprinkler VK604 | | | | | | | | Overall Length | | | | | | | |
| For Light Hazard Occupancies Only | | | | | | | | | | | | | | | |
| Sprinkler Base Part Number ¹ | SIN | NPT Thread Size | | Nominal K-Factor | | Maximum Water Working Pressure | | | | | | | | | |
| | | Inches | mm | U.S. | metric ² | | Inches | mm | | | | | | | |
| 10335 | VK604 | 1/2 | 15 | 5.6 | 80.6 | 175 psi (12 Bar) | 2-1/4 | 57 | | | | | | | |
| Sprinkler Base Part Number | SIN | Maximum Areas of Coverage ⁶ | Minimum Water Supply Requirements ⁶ | Listings and Approvals ³ | | | | | | | | | | | |
| | | | | cULus ⁴ | | | | | | | | | | | |
| Standard Response⁵ | | | | | | | | | | | | | | | |
| Maximum 175 PSI WWP | | | | | | | | | | | | | | | |
| 10335 | VK604 | 18' x 18' (5.5 m x 5.5 m) | 33 gpm @ 34.7 psi (124.9 L/min @ 2.40 Bar) | | | D1Z | | | | | | | | | |
| 10335 | VK604 | 20' x 20' (6.1 m x 6.1 m) | 40 gpm @ 51.0 psi (151.4 L/min @ 3.52 Bar) | | | D1X, E1Z | | | | | | | | | |
| Quick Response | | | | | | | | | | | | | | | |
| Maximum 175 PSI WWP | | | | | | | | | | | | | | | |
| 10335 | VK604 | 16' x 16' (4.9 m x 4.9 m) | 26 gpm @ 21.6 psi (98.4 L/min @ 1.49 Bar) | | | A1X | | | | | | | | | |
| 10335 | VK604 | 18' x 18' (5.5 m x 5.5 m) | 33 gpm @ 34.7 psi (124.9 L/min @ 2.40 Bar) | | | A1Y, B1X | | | | | | | | | |
| 10335 | VK604 | 20' x 20' (6.1 m x 6.1 m) | 40 gpm @ 51.0 psi (151.4 L/min @ 3.52 Bar) | | | B1Y, C1X | | | | | | | | | |
| Approved Temperature Ratings | | Approved Finishes | | Approved Escutcheons | | | | | | | | | | | |
| A - 135 °F (57 °C), 155 °F (68 °C), and 175 °F (79 °C) B - 135 °F (57 °C) and 175 °F (79 °C) C - 135 °F (57 °C) D - 155 °F (68 °C) E - 175 °F (79 °C) | | 1 - Brass, Chrome-Enloy®, and White Polyester | | X - Standard surface-mounted escutcheons, including the Microfast® Model F-1 Adjustable Escutcheon, or recessed with the Micromatic® Model E-1 or E-2 Recessed Escutcheon Y - Standard surface-mounted escutcheons or the Microfast® Model F-1 Adjustable Escutcheon Z - Recessed with the Micromatic® Model E-1 or E-2 Recessed Escutcheon only | | | | | | | | | | | |
| Footnotes | | | | | | | | | | | | | | | |
| ¹ Part number shown is the base part number. For complete part number, refer to current Viking price list schedule. ² Metric K-factor measurement shown is when pressure is measured in Bar. When pressure is measured in kPa, divide the metric K-factor shown by 10.0. ³ This chart shows listings and approvals available at time of printing. Check with the manufacturer for any additional approvals. ⁴ cULus Listed for use in the U.S. and Canada for Light-Hazard occupancies with smooth, flat, horizontal ceilings only. ⁵ Listings are limited to Light Hazard Occupancies where allowed by the installation standards being applied. ⁶ For areas of coverage smaller than shown, use the "Minimum Water Supply Requirement" for the next larger area listed. Flows and pressures listed are per sprinkler. | | | | | | | | | | | | | | | |

DESIGN CRITERIA

(Also refer to the Approval Chart 1)

cULus Listing Requirements:

Viking Microfast® EC/QREC Pendent Sprinkler VK604 is cULus Listed as indicated in the Approval Chart for installation in accordance with the latest edition of NFPA 13 for extended coverage pendent spray sprinklers:

- Limited to Light Hazard occupancies, where allowed by the installation standards being applied, with smooth, flat, horizontal ceilings only.
- Minimum spacing allowed is 8 ft. (2.4 m) unless baffles are installed in accordance with NFPA 13.
- Minimum distance from walls is 4 in. (102 mm).
- Maximum distance from walls shall be no more than one-half of the allowable distance between sprinklers. The distance shall be measured perpendicular to the wall.
- The sprinkler installation and obstruction rules contained in NFPA 13 for extended coverage pendent spray sprinklers must be followed.

IMPORTANT: Always refer to Bulletin Form No. F_091699 - Care and Handling of Sprinklers. Also refer to Form No. F_080614 for general care, installation, and maintenance information. Viking sprinklers are to be installed in accordance with the latest edition of Viking technical data, the appropriate standards of NFPA, FM Global, LPCB, APSAD, VdS or other similar organizations, and also with the provisions of governmental codes, ordinances, and standards, whenever applicable.



TECHNICAL DATA

**MICROFAST® SR/QR
EXTENDED COVERAGE
PENDENT SPRINKLER
VK604 (K5.6)**

The Viking Corporation, 210 N Industrial Park Drive, Hastings MI 49058
 Telephone: 269-945-9501 Technical Services: 877-384-5464 Fax: 269-818-1680 Email: techsvcs@vikingcorp.com
 Visit the Viking website for the latest edition of this technical data page www.vikinggroupinc.com

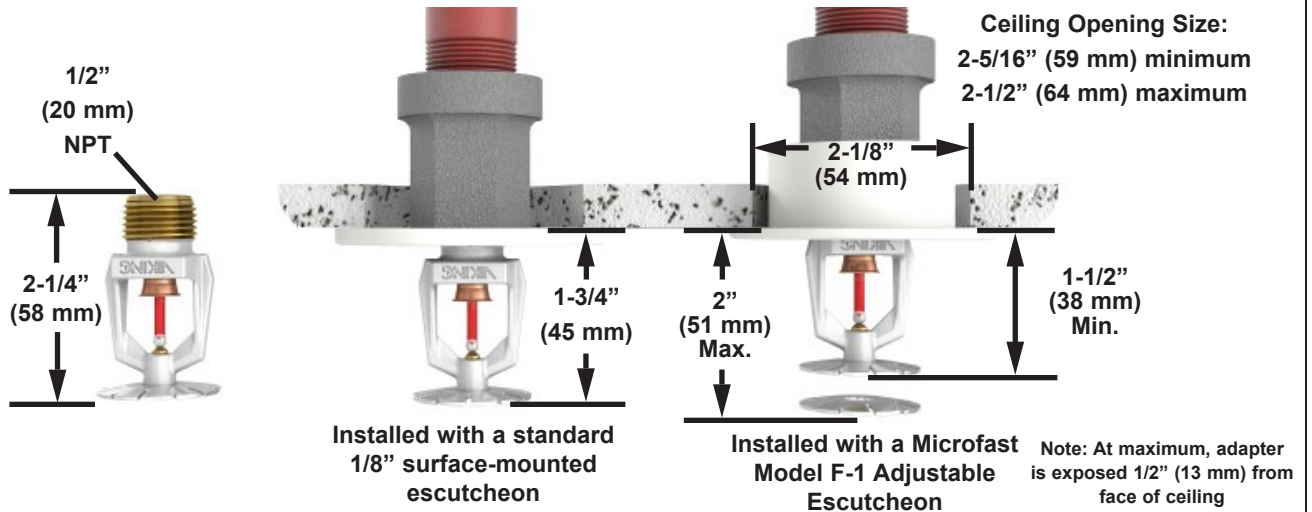


Figure 3: Sprinkler Dimensions with a Standard Escutcheon and the Model F-1 Adjustable Escutcheon

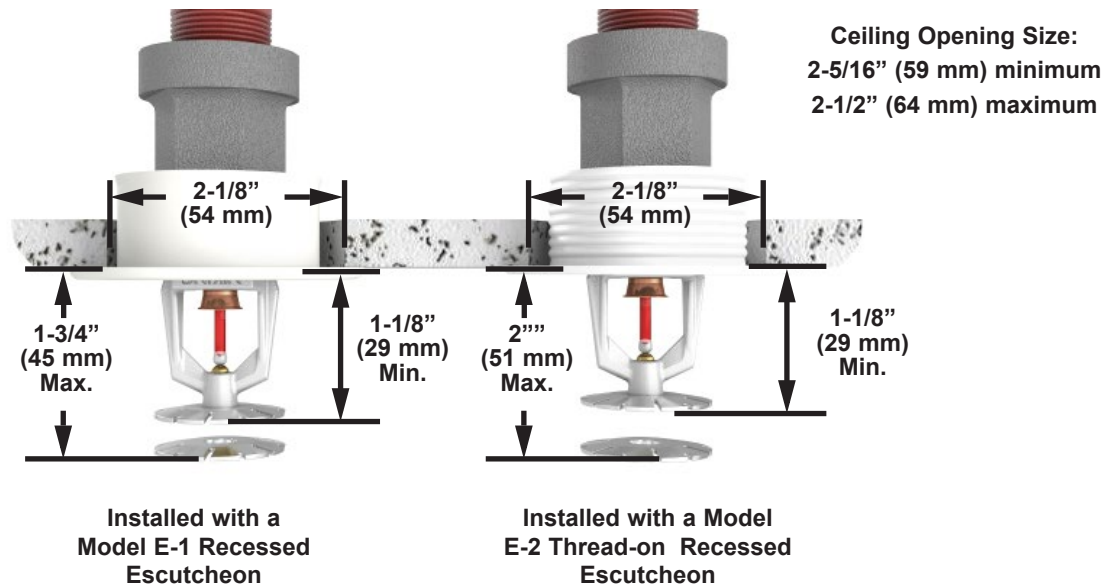


Figure 4: Sprinkler Dimensions with the Model E-1 and E-2 Recessed Escutcheons