



TECHNICAL DATA

MICROFAST® QUICK RESPONSE PENDENT SPRINKLER VK302 (K5.6)


The Viking Corporation, 210 N Industrial Park Drive, Hastings MI 49058

Telephone: 269-945-9501 Technical Services: 877-384-5464 Fax: 269-818-1680 Email: techsvcs@vikingcorp.com

Visit the Viking website for the latest edition of this technical data page: www.vikinggroupinc.com

1. DESCRIPTION

The Viking Microfast® Quick Response Pendent Sprinkler VK302 is a small thermostensitive glass bulb spray sprinkler available with various finishes and temperature ratings to meet design requirements. The special Polyester and Electroless Nickel PTFE (ENT) coatings can be used in decorative applications where colors are desired. In addition, these coatings have been investigated for installation in corrosive environments and are Listed and Approved as indicated in the Approval Charts.



2. LISTINGS AND APPROVALS



cULus Listed: Category VNIV



FM Approved: Class Series 2000



VdS Approved: Certificates G414009, G414010, G4040095, and 4880045



LPCB Approved: Certificate 096e/06



CE Certified: Standard EN 12259-1, certificate of constancy of performance 0832-CPR-S0021



CCCF Approved: Approved by the China Certification Center for Fire Products (CCCF)



MED Certified: Standard EN 12259-1, EC-certificate of conformity 0832-MED-1003

Refer to Approval Chart 1 and Design Criteria cULus Listing requirements, and refer to Approval Chart 2 and Design Criteria for FM Approval requirements that must be followed.

3. TECHNICAL DATA

Specifications:

Minimum Operating Pressure: 7 psi (0.5 bar)

Rated to 175 psi (12 bar) water working pressure

Factory tested hydrostatically to 500 psi (34.5 bar)

Thread size: 1/2" NPT, 15 mm BSP

Nominal K-Factor: 5.6 U.S. (80.6 metric**)

Glass-bulb fluid temperature rated to -65 °F (-55 °C)

Overall Length: 2-1/4" (58 mm)

*cULus Listing, FM Approval, and NFPA 13 installs require a minimum of 7 psi (0.5 bar). The minimum operating pressure for LPCB and CE Approvals ONLY is 5 psi (0.35 bar).

Material Standards:

Frame Casting: Brass UNS-C84400 or QM Brass

Deflector: Phosphor Bronze UNS-C51000 or Copper UNS-C19500

Bulb: Glass, nominal 3 mm diameter

Belleville Spring Sealing Assembly: Nickel Alloy, coated on both sides with PTFE Tape

Screw: Brass UNS-C36000

Pip Cap and Insert Assembly: Copper UNS-C11000 and Stainless Steel UNS-S30400

For Polyester Coated Sprinklers: Belleville Spring-Exposed

For ENT Coated Sprinklers: Belleville Spring-Exposed, Screw and Pipcap - ENT plated.

Ordering Information: (Also refer to the current Viking price list.)

Order Quick Response Pendent Sprinklers by first adding the appropriate suffix for the sprinkler finish and then the appropriate suffix for the temperature rating to the sprinkler base part number.

Finish Suffix: Brass = A, Chrome = F, White Polyester = M-W, Black Polyester = M-B, and ENT = JN

Temperature Suffix: 135 °F (57 °C) = A, 155 °F (68 °C) = B, 175 °F (79 °C) = D, 200 °F (93 °C) = E, 286 °F (141 °C) = G



TECHNICAL DATA

MICROFAST® QUICK RESPONSE PENDENT SPRINKLER VK302 (K5.6)

The Viking Corporation, 210 N Industrial Park Drive, Hastings MI 49058

Telephone: 269-945-9501 Technical Services: 877-384-5464 Fax: 269-818-1680 Email: techsvcs@vikingcorp.com

Visit the Viking website for the latest edition of this technical data page: www.vikinggroupinc.com

For example, sprinkler VK302 with a Brass finish and a 155 °F (68 °C) temperature rating = Part No. 12979AB

Available Finishes And Temperature Ratings: Refer to Table 1.

Accessories: (Also refer to the current Viking price list.)

Sprinkler Wrenches:

A. Standard Wrench: Part No. 10896W/B (available since 2000).

B. Wrench for Recessed Pendent Sprinklers: Part No. 13655W/B** (available since 2006)

C. Optional Protective Sprinkler Cap Remover/Escutcheon Installer Tool*** Part No. 15915 (available since 2010)

**A ½" ratchet is required (not available from Viking).

***Allows use from the floor by attaching a length of 1" diameter CPVC tubing to the tool. Ideal for sprinkler cabinets. Refer to Bulletin F_051808.

Sprinkler Cabinets:

A. Six-head capacity: Part No. 01724A (available since 1971)

B. Twelve-head capacity: Part No. 01725A (available since 1971)

4. INSTALLATION

Refer to appropriate NFPA Installation Standards.

5. OPERATION

During fire conditions, the heat-sensitive liquid in the glass bulb expands, causing the glass to shatter, releasing the pip cap and sealing spring assembly. Water flowing through the sprinkler orifice strikes the sprinkler deflector, forming a uniform spray pattern to extinguish or control the fire.

6. INSPECTIONS, TESTS AND MAINTENANCE

Refer to NFPA 25 for Inspection, Testing and Maintenance requirements.

7. AVAILABILITY

The Viking Microfast® Quick Response Pendent Sprinkler VK302 is available through a network of domestic and international distributors. See The Viking Corporation web site for the closest distributor or contact The Viking Corporation.

8. GUARANTEE

For details of warranty, refer to Viking's current list price schedule or contact Viking directly.

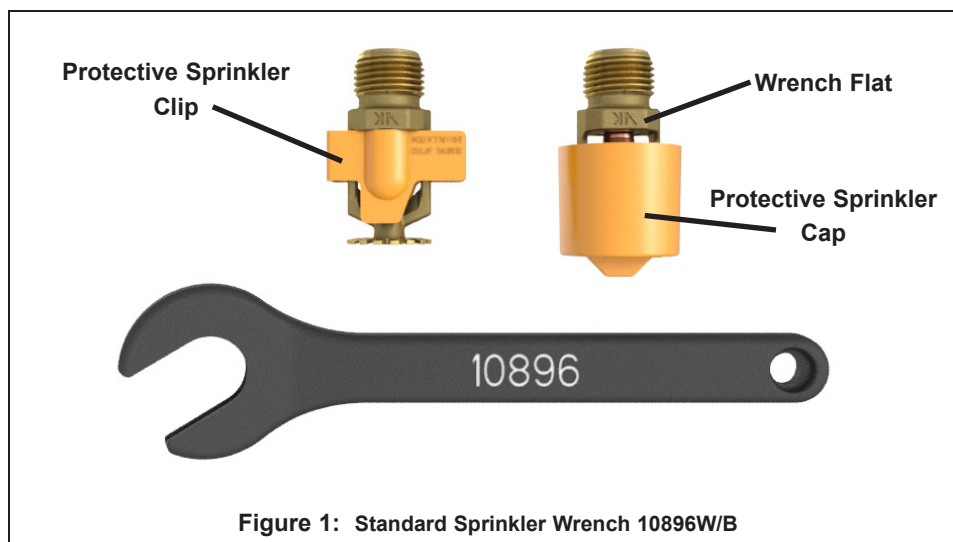


Figure 1: Standard Sprinkler Wrench 10896W/B



TECHNICAL DATA

MICROFAST® QUICK RESPONSE PENDENT SPRINKLER VK302 (K5.6)

The Viking Corporation, 210 N Industrial Park Drive, Hastings MI 49058
 Telephone: 269-945-9501 Technical Services: 877-384-5464 Fax: 269-818-1680 Email: techsvcs@vikingcorp.com
 Visit the Viking website for the latest edition of this technical data page: www.vikinggroupinc.com

TABLE 1: AVAILABLE SPRINKLER TEMPERATURE RATINGS AND FINISHES

Sprinkler Temperature Classification	Sprinkler Nominal Temperature Rating ¹	Maximum Ambient Ceiling Temperature ²	Bulb Color
Ordinary	135 °F (57 °C)	100 °F (38 °C)	Orange
Ordinary	155 °F (68 °C)	100 °F (38 °C)	Red
Intermediate	175 °F (79 °C)	150 °F (65 °C)	Yellow
Intermediate	200 °F (93 °C)	150 °F (65 °C)	Green
High	286 °F (141 °C)	225 °F (107 °C)	Blue

Sprinkler Finishes: Brass, Chrome, White Polyester, Black Polyester, and ENT

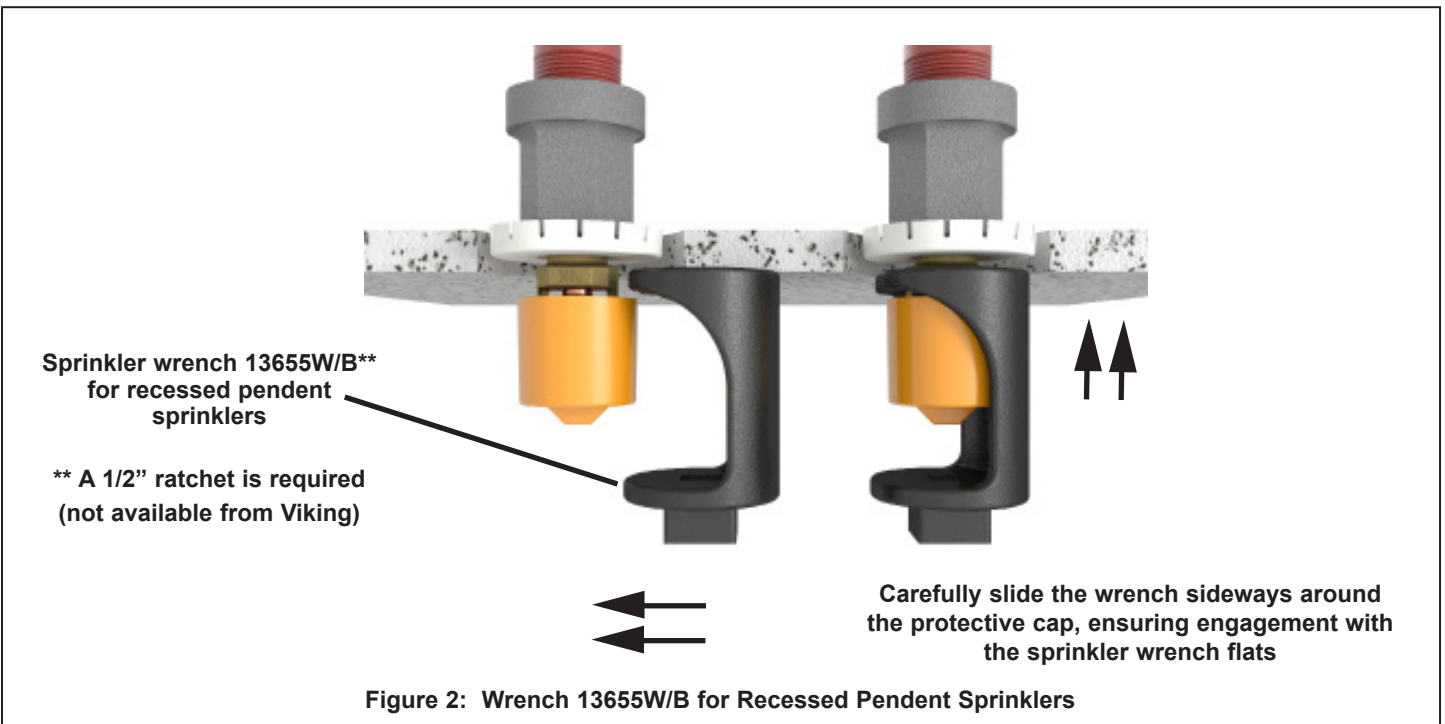
Corrosion-Resistant Coatings³: White Polyester, and Black Polyester. ENT in all temperature ratings except 135 °F (57 °C)

Footnotes

¹ The sprinkler temperature rating is stamped on the deflector.

² Based on NFPA-13. Other limits may apply, depending on fire loading, sprinkler location, and other requirements of the Authority Having Jurisdiction. Refer to specific installation standards.

³ The corrosion-resistant coatings have passed the standard corrosion test required by the approving agencies indicated in the Approval Charts. These tests cannot and do not represent all possible corrosive environments. Prior to installation, verify through the end-user that the coatings are compatible with or suitable for the proposed environment. For automatic sprinklers, the coatings indicated are applied to the exposed exterior surfaces only. Note that the spring is exposed on sprinklers with Polyester and ENT coatings. For ENT coated automatic sprinklers, the waterway is coated.





TECHNICAL DATA

MICROFAST® QUICK RESPONSE PENDENT SPRINKLER VK302 (K5.6)

The Viking Corporation, 210 N Industrial Park Drive, Hastings MI 49058
 Telephone: 269-945-9501 Technical Services: 877-384-5464 Fax: 269-818-1680 Email: techsvcs@vikingcorp.com
 Visit the Viking website for the latest edition of this technical data page: www.vikinggroupinc.com

Approval Chart 1 (UL) The Viking Microfast® Quick Response Pendent Sprinkler VK302 Maximum 175 PSI (12 Bar) WWP

KEY	
Temperature	Temperature
Finish	Finish
Escutcheon (if applicable)	Escutcheon (if applicable)

Base Part Number ¹	SIN	Sprinkler Style	Thread Size		Nominal K-Factor		Overall Length		Listings and Approvals ³ (Refer also to Design Criteria.)					
			NPT	BSP	U.S.	metric ²	Inches	mm	cULus ⁴	VdS	LPCB	CE ⁷	MED ⁸	CCC
12979	VK302	Pendent	1/2"	15 mm	5.6	80.6	2-1/4	58	A1Z, B1Y, D2, C2X	A1	A1Z, B1Y	D1Z, C1Y	D1W	--
19780	VK302	Pendent	1/2"	--	5.6	80.6	2-1/4	58	--	--	--	--	--	D3
21354	VK302	Pendent	--	15 mm	5.6	80.6	2-1/4	58	--	--	--	--	--	D3

NOTICE - Product Below - Limited Availability (Contact Local Viking Office)

06662B	VK302	Pendent	1/2"	15 mm	5.6	80.6	2-1/4	58	A1Z, B1Y, D2, C2X	--	--	--	--	--
18021	VK302	Pendent	1/2"	15 mm	5.6	80.6	2-1/4	58	A1X, B1Y	A1	A1X, B1Y	D1X, C1Y ⁷	D1W	--

Approved Temperature Ratings	Approved Finishes	Approved Escutcheons
A - 135 °F (57 °C), 155 °F (68 °C), 175 °F (79 °C), 200 °F (93 °C), 286 °F (141 °C) B - 135 °F (57 °C), 155 °F (68 °C), 175 °F (79 °C), and 200 °F (93 °C) C - 155 °F (68 °C), 175 °F (79 °C), and 200 °F (93 °C) D - 155 °F (68 °C), 175 °F (79 °C), 200 °F (93 °C), 286 °F (141 °C)	1 - Brass, Chrome, White Polyester ^{5,6} , Black Polyester ^{5,6} 2 - ENT ⁵ 3 - Chrome	W - Recessed with the Model F-1 Adjustable Escutcheon only X - Standard surface-mounted escutcheon or the Viking Micromatic® Model E-1 Recessed Escutcheon Y - Standard surface-mounted escutcheon or the Viking Microfast® Model F-1 Adjustable Escutcheon, or recessed with the Viking Micromatic® Model E-1, E-2, or E-3 Recessed Escutcheon Z - Standard surface-mounted escutcheon or the Viking Microfast® Model F-1 Adjustable Escutcheon

Footnotes

- ¹ Base part number shown. For complete part number, refer to Viking's current price schedule.
- ² Metric K-factor measurement shown is when pressure is measured in Bar. When pressure is measured in kPa, divide the metric K-factor shown by 10.0.
- ³ This table shows the listings and approvals available at the time of printing. Other approvals may be in process.
- ⁴ Listed by Underwriters Laboratories Inc. for use in the U.S. and Canada.
- ⁵ cULus Listed as corrosion-resistant.
- ⁶ Other colors are available on request with the same Listings and Approvals as the standard colors.
- ⁷ CE Certified, Standard EN 12259-1, EC-certificate of constancy of performance 0832-CPR-S0021.
- ⁸ MED Certified, Standard EN 12259-1, EC-0832-MED-1003.

DESIGN CRITERIA - UL


(Also refer to Approval Chart 1 above.)

cULus Listing Requirements:

The Viking Microfast® Quick Response Pendent Sprinkler VK302 is cULus Listed as indicated in the Approval Chart for installation in accordance with the latest edition of NFPA 13 for standard spray sprinklers.

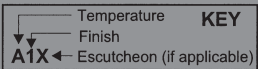
- Designed for use in Light and Ordinary occupancies.
- The sprinkler installation rules contained in NFPA 13 for standard spray pendent sprinklers must be followed.

IMPORTANT: Always refer to Bulletin Form No. F_091699 - Care and Handling of Sprinklers. Also refer to Form No. F_080614 for general care, installation, and maintenance information. Viking sprinklers are to be installed in accordance with the latest edition of Viking technical data, the appropriate standards of NFPA, LPCB, APSAD, VdS or other similar organizations, and also with the provisions of governmental codes, ordinances, and standards, whenever applicable.

	TECHNICAL DATA	MICROFAST® QUICK RESPONSE PENDENT SPRINKLER VK302 (K5.6)
---	-----------------------	---

The Viking Corporation, 210 N Industrial Park Drive, Hastings MI 49058
 Telephone: 269-945-9501 Technical Services: 877-384-5464 Fax: 269-818-1680 Email: techsvcs@vikingcorp.com
 Visit the Viking website for the latest edition of this technical data page: www.vikinggroupinc.com

Approval Chart 2 (FM) The Viking Microfast® Quick Response Pendent Sprinkler VK302 Maximum 175 PSI (12 Bar) WWP									
Base Part Number ¹	SIN	Sprinkler Style	Thread Size		Nominal K-Factor		Overall Length		FM Approvals ³ (Refer also to Design Criteria.)
			NPT	BSP	U.S.	metric ²	Inches	mm	
12979	VK302	Pendent	1/2"	15 mm	5.6	80.6	2-1/4	58	A1Z, B1Y, D2X, C2
NOTICE - Product Below - Limited Availability (Contact Local Viking Office)									
06662B	VK302	Pendent	1/2"	15 mm	5.6	80.6	2-1/4	58	A1Z, B1Y, D2X, C2
18021	VK302	Pendent	1/2"	15 mm	5.6	80.6	2-1/4	58	A1Z, B1Y
Approved Temperature Ratings A - 135 °F (57 °C), 155 °F (68 °C), 175 °F (79 °C), 200 °F (93 °C), 286 °F (141 °C) B - 135 °F (57 °C), 155 °F (68 °C), 175 °F (79 °C), and 200 °F (93 °C) C - 155 °F (68 °C), 175 °F (79 °C), 200 °F (93 °C), 286 °F (141 °C) D - 155 °F (68 °C), 175 °F (79 °C), 200 °F (93 °C)			Approved Finishes 1 - Brass, Chrome, White Polyester ⁴ , and Black Polyester ⁴ 2 - ENT ⁵			Approved Escutcheons X - Standard surface-mounted escutcheon or the Viking Micromatic® Model E-1 Recessed Escutcheon Y - Standard surface-mounted escutcheon or the Viking Microfast® Model F-1 Adjustable Escutcheon, or recessed with the Viking Micromatic® Model E-1 or E-2 Recessed Escutcheon Z - Standard surface-mounted escutcheon or the Viking Microfast® Model F-1 Adjustable Escutcheon			
Footnotes									
¹ Base part number shown. For complete part number, refer to Viking's current price schedule. ² Metric K-factor measurement shown is when pressure is measured in Bar. When pressure is measured in kPa, divide the metric K-factor shown by 10.0. ³ This table shows the FM Approvals available at the time of printing. Other approvals may be in process. ⁴ Other colors are available on request with the same Approvals as the standard colors. ⁵ FM approved as corrosion proofing for corrosive environments.									



DESIGN CRITERIA - FM (Also refer to Approval Chart 2 above.)
FM Approval Requirements: The Viking Microfast® Quick Response Pendent Sprinkler VK302 is FM Approved as quick response Non-storage pendent sprinklers as indicated in the FM Approval Guide. For specific application and installation requirements, reference the latest applicable FM Loss Prevention Data Sheets (including Data Sheet 2-0). FM Global Loss Prevention Data Sheets contain guidelines relating to, but not limited to: minimum water supply requirements, hydraulic design, ceiling slope and obstructions, minimum and maximum allowable spacing, and deflector distance below the ceiling. NOTE: The FM installation guidelines may differ from cULus and/or NFPA criteria.
IMPORTANT: Always refer to Bulletin Form No. F_091699 - Care and Handling of Sprinklers. Also refer to Form No. F_080614 for general care, installation, and maintenance information. Viking sprinklers are to be installed in accordance with the latest edition of Viking technical data, the appropriate standards of NFPA, FM Global, LPCB, APSAD, VdS or other similar organizations, and also with the provisions of governmental codes, ordinances, and standards, whenever applicable.



TECHNICAL DATA

MICROFAST® QUICK RESPONSE PENDENT SPRINKLER VK302 (K5.6)

The Viking Corporation, 210 N Industrial Park Drive, Hastings MI 49058
 Telephone: 269-945-9501 Technical Services: 877-384-5464 Fax: 269-818-1680 Email: techsvcs@vikingcorp.com
 Visit the Viking website for the latest edition of this technical data page: www.vikinggroupinc.com

