



## TECHNICAL DATA

## MICROMATIC® STANDARD RESPONSE PENDENT SPRINKLER VK202 (K8.0)

The Viking Corporation, 210 N Industrial Park Drive, Hastings MI 49058


Telephone: 269-945-9501 Technical Services: 877-384-5464 Fax: 269-818-1680 Email: techsvcs@vikingcorp.com

Visit the Viking website for the latest edition of this technical data page.

### 1. DESCRIPTION

The Viking Micromatic® Standard Response Pendent VK202 Sprinkler is a small, thermostatic, glass-bulb spray sprinkler available in several different finishes, temperature ratings, and K-Factors to meet design requirements. The special Polyester and Electroless Nickel PTFE (ENT) coatings can be used in decorative applications where colors are desired. In addition, these coatings have been investigated for installation in corrosive atmospheres and are listed/approved as corrosion resistant as indicated in the Approval Charts. (Note: **FM Global approves the ENT coating as corrosion resistant.** FM Global has no approval classification for Polyester coatings as corrosion resistant.)

Viking standard response sprinklers may be ordered and/or used as open sprinklers (glass bulb and pip cap assembly removed) on deluge systems. Refer to Ordering Instructions.



### 2. LISTINGS AND APPROVALS



**cULus Listed:** Category VNIV



**FM Approved:** Class Series 2000



**VdS Approved:** Certificate G414015 and G414016



**CE Certified:** Standard EN 12259-1, EC-certificate of conformity 0832-CPD-0021 and 0786-CPD-40141



**CCCF Approved:** Approved by the China Certification Center for Fire Products (CCCF)

**NOTE:** Other International approval certificates are available upon request.

Refer to Approval Chart 1 and UL Design Criteria on page 4 for cULus Listing requirements, and refer to Approval Chart 2 and FM Design Criteria on page 5 for FM Approval requirements that must be followed.

### 3. TECHNICAL DATA

#### Specifications:

Minimum Operating Pressure: 7 psi (0.5 bar)†

**Maximum Working Pressure:** 175 psi (12 bar) wwp

Factory tested hydrostatically to 500 psi (34.5 bar)

Thread size: 1/2" NPT, 15 mm BSP, 3/4" NPT, 20 mm BSP

Nominal K-Factor: 8.0 U.S. (115.2 metric\*\*)

Glass-bulb fluid temperature rated to -65 °F (-55 °C)

Overall Length: 2-1/4" (57 mm)

† cULus Listing, FM Approval, and NFPA 13 installs require a minimum of 7 psi (0.5 bar). The minimum operating pressure for CE Approvals ONLY is 5 psi (0.35 bar).

\*\* Metric K-factor measurement shown is in Bar. When pressure is measured in kPa, divide the metric K-factor shown by 10.0.

#### Material Standards:

Frame Casting: Brass UNS-C84400

Deflector: Phosphor Bronze UNS-C51000†† or Copper UNS-C19500

Bulb: Glass, nominal 5 mm diameter

Belleville Spring Sealing Assembly: Nickel Alloy, coated on both sides with PTFE Tape

Screw: Brass UNS-C36000

Pip Cap and Insert Assembly: Copper UNS-C11000 and Stainless Steel UNS-S30400

For Polyester Coated Sprinklers: Belleville Spring-Exposed

For ENT coated Sprinklers: Belleville Spring - Exposed, Screw and Pipcap - ENT plated.

††Not for FM Approval.

#### Ordering Information: (Also refer to the current Viking price list.)

Order Micromatic® and MicromaticHP® Standard Response Pendent Sprinklers by first adding the appropriate suffix for the sprinkler finish and then the appropriate suffix for the temperature rating to the sprinkler base part number.



## TECHNICAL DATA

## MICROMATIC® STANDARD RESPONSE PENDENT SPRINKLER VK202 (K8.0)

The Viking Corporation, 210 N Industrial Park Drive, Hastings MI 49058

Telephone: 269-945-9501 Technical Services: 877-384-5464 Fax: 269-818-1680 Email: techsvcs@vikingcorp.com

Visit the Viking website for the latest edition of this technical data page.

Finish Suffix: Brass = A, Chrome = F, White Polyester = M-W, Black Polyester = M-B, Wax Coated = C, Wax Over Polyester = V-W, ENT = JN

Temperature Suffix: 135 °F (57 °C) = A, 155 °F (68 °C) = B, 175 °F (79 °C) = D, 200 °F (93 °C) = E, 212 °F (100 °C) = M, 286 °F (141 °C) = G, 360 °F (182 °C) = H, 500 °F (260 °C) = L, OPEN = Z (PTFE only).

For example, sprinkler VK202 with a 1/2" thread, Brass finish and a 155 °F (68 °C) temperature rating = Part No. 18269AB

**Available Finishes And Temperature Ratings:** Refer to Table 1.

**Accessories:** (Also refer to the Viking website.)

### Sprinkler Wrenches:

A. Standard Wrench: Part No. 10896W/B (available since 2000).

B. Wrench for Recessed Pendent Sprinklers: Part No. 13655W/B\* (available since 2006)

C. Optional Protective Sprinkler Cap Remover/Escutcheon Installer Tool\*\* Part No. 15915 (available since 2010.)

D. Wrench for Wax Coated Sprinklers: Part No. 13577W/B\* (available since 2006)

\*A 1/2" ratchet is required (not available from Viking).

\*\*Allows use from the floor by attaching a length of 1" diameter CPVC tubing to the tool. Ideal for sprinkler cabinets. Refer to Bulletin F\_051808.

### Sprinkler Cabinets:

A. Six-head capacity: Part No. 01724A (available since 1971)

B. Twelve-head capacity: Part No. 01725A (available since 1971)

## 4. INSTALLATION

Refer to appropriate NFPA Installation Standards.

## 5. OPERATION

During fire conditions, the heat-sensitive liquid in the glass bulb expands, causing the glass to shatter, releasing the pip cap and sealing spring assembly. Water flowing through the sprinkler orifice strikes the sprinkler deflector, forming a uniform spray pattern to extinguish or control the fire.

## 6. INSPECTIONS, TESTS AND MAINTENANCE

Refer to NFPA 25 for Inspection, Testing and Maintenance requirements.

## 7. AVAILABILITY

The Viking Micromatic® Standard Response Pendent Sprinkler VK202 is available through a network of domestic and international distributors. See The Viking Corporation web site for the closest distributor or contact The Viking Corporation.

## 8. GUARANTEE

For details of warranty, refer to Viking's current list price schedule or contact Viking directly.

	<b>TECHNICAL DATA</b>	<b>MICROMATIC® STANDARD RESPONSE PENDENT SPRINKLER VK202 (K8.0)</b>
---	-----------------------	---

**The Viking Corporation, 210 N Industrial Park Drive, Hastings MI 49058**  
**Telephone: 269-945-9501 Technical Services: 877-384-5464 Fax: 269-818-1680 Email: techsvcs@vikingcorp.com**  
 Visit the Viking website for the latest edition of this technical data page.

**TABLE 1: AVAILABLE SPRINKLER TEMPERATURE RATINGS AND FINISHES**

Sprinkler Temperature Classification	Sprinkler Nominal Temperature Rating <sup>1</sup>	Maximum Ambient Ceiling Temperature <sup>2</sup>	Bulb Color
Ordinary	135 °F (57 °C)	100 °F (38 °C)	Orange
Ordinary	155 °F (68 °C)	100 °F (38 °C)	Red
Intermediate	175 °F (79 °C)	150 °F (65 °C)	Yellow
Intermediate	200 °F (93 °C)	150 °F (65 °C)	Green
High	286 °F (141 °C)	225 °F (107 °C)	Blue
Extra High	360 °F (182 °C)	300 °F (149 °C)	Mauve
Ultra High <sup>3</sup>	500 °F (260 °C)	465 °F (240 °C)	Black

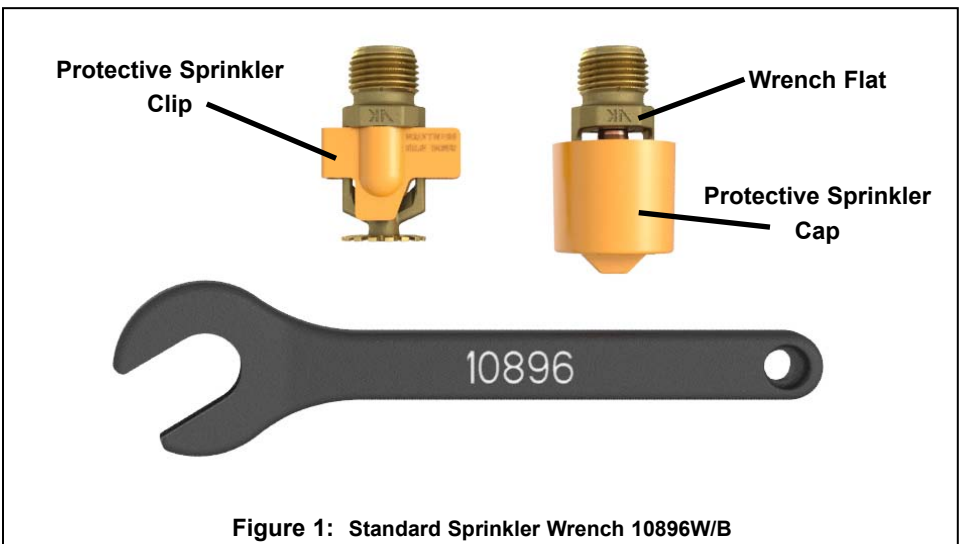
**Sprinkler Finishes:** Brass, Chrome, White Polyester, Black Polyester and ENT

**Corrosion-Resistant Coatings<sup>4</sup>:** White and Black Polyester in all temperature ratings. ENT in all temperature ratings except 135 °F (57 °C). Wax-Coated Brass and Wax over Polyester<sup>5</sup> for sprinklers with the following temperature ratings:

155 °F (68 °C) Lt. Brown Wax    175 °F (79 °C) Brown Wax    200 °F (93 °C) Brown Wax    286 °F (141 °C) Dk. Brown Wax<sup>5</sup>

**Footnotes**

- <sup>1</sup> The sprinkler temperature rating is stamped on the deflector.
- <sup>2</sup> Based on NFPA-13. Other limits may apply, depending on fire loading, sprinkler location, and other requirements of the Authority Having Jurisdiction. Refer to specific installation standards.
- <sup>3</sup> Sprinklers of Ultra-High temperature rating are intended for use inside ovens, dryers, or similar enclosures with normal operating temperatures above 300 °F (149 °C). Where the ambient temperature around the Ultra-High temperature rated sprinkler is significantly reduced below 300 °F (149 °C), response time may be severely retarded.
- <sup>4</sup> The corrosion-resistant coatings have passed the standard corrosion test required by the approving agencies indicated in the Approval Charts. These tests cannot and do not represent all possible corrosive environments. Prior to installation, verify through the end-user that the coatings are compatible with or suitable for the proposed environment. For automatic sprinklers, the coatings indicated are applied to the exposed exterior surfaces only. Note that the spring is exposed on sprinklers with Polyester and ENT coatings. For ENT coated automatic sprinklers, the waterway is coated.
- <sup>5</sup> Wax melting point is 286 °F (141 °C) temperature rated sprinklers.



**Figure 1: Standard Sprinkler Wrench 10896W/B**

	<h2 style="margin: 0;">TECHNICAL DATA</h2>	<h3 style="margin: 0;">MICROMATIC® STANDARD RESPONSE PENDENT SPRINKLER VK202 (K8.0)</h3>
---	--	--

**The Viking Corporation, 210 N Industrial Park Drive, Hastings MI 49058**  
**Telephone: 269-945-9501 Technical Services: 877-384-5464 Fax: 269-818-1680 Email: techsvcs@vikingcorp.com**  
**Visit the Viking website for the latest edition of this technical data page.**

<h3 style="margin: 0;">Approval Chart 1</h3> <p style="margin: 0;">Micromatic® Standard Response Pendent Sprinklers Maximum 175 PSI (12 bar) WWP</p>	<table border="1" style="border-collapse: collapse;"> <tr> <td style="font-size: small;">Temperature</td> <td style="font-weight: bold;">KEY</td> </tr> <tr> <td style="font-size: small;">Finish</td> <td></td> </tr> <tr> <td style="font-size: small;">A1X ← Escutcheon (if applicable)</td> <td></td> </tr> </table>	Temperature	KEY	Finish		A1X ← Escutcheon (if applicable)	
Temperature	KEY						
Finish							
A1X ← Escutcheon (if applicable)							

Sprinkler Base Part Number <sup>1</sup>	SIN	Thread Size		Nominal K-Factor		Overall Length		Listings and Approvals <sup>3</sup> (Refer also to UL Design Criteria.)					
		NPT	BSP	U.S.	metric <sup>2</sup>	Inches	mm	cULus <sup>4</sup>	VdS	LPCB	CE <sup>8</sup>	EN <sup>10</sup>	CCC
<b>Standard Orifice</b>													
18269 <sup>9</sup>	VK202	1/2"	15 mm	8.0	115.2	2-1/4"	57	A1, B4, B1Y, C5, D3, E6, G6Z	A2	A2, B4	--	--	--
18264	VK202	3/4"	20 mm	8.0	115.2	2-1/4"	57	A1, B4, B1Y, C5, D3, E6, G6Z	A2	A2, B4, B2Y	F3, G2Y	--	--
18267	VK202	--	20 mm	8.0	115.2	2-1/4"	57	A1, B4, B1Y, C5, D3, E6, G6Z	A2	A2, B4, B2Y	F3, G2Y	--	--
20380	VK202	3/4"	--	8.0	115.2	2-1/4"	57	--	--	--	--	--	H3
20376	VK202	--	20 mm	8.0	115.2	2-1/4"	57	--	--	--	--	--	H3

**NOTICE - Product Below - Limited Availability (Contact Local Viking Office)**

10223 <sup>9</sup>	VK202	1/2"	15 mm	8.0	115.2	2-3/8"	60	A1, B4, B1Y, C5, D3, E6, G6Z	A2	--	--	--	--
10142	VK202	3/4"	20 mm	8.0	115.2	2-5/16"	59	A1, B4, B1Y, C5, D3, E6, G6Z	A2	A2, B2Y	F3, G2Y	F3	--
10170	VK202	--	20 mm	8.0	115.2	2-3/8"	60	A1, B4, B1Y, C5, D3, E6, G6Z	A2	A2, B2Y	F3, G2Y	F3	--

<p><b>Approved Temperature Ratings</b></p> <p>A - 135 °F (57 °C), 155 °F (68 °C), 175 °F (79 °C), 200 °F (93 °C), 286 °F (141 °C), and 360 °F (182 °C)</p> <p>B - 135 °F (57 °C), 155 °F (68 °C), 175 °F (79 °C), and 200 °F (93 °C)</p> <p>C - 286 °F (141 °C)</p> <p>D - 500 °F (260 °C)<sup>7</sup></p> <p>E - 155 °F (68 °C), 175 °F (79 °C), 200 °F (93 °C), 286 °F (141 °C), 360 °F (182 °C), and 500 °F (260 °C)<sup>7</sup></p> <p>F - 155 °F (68 °C), 175 °F (79 °C), 200 °F (93 °C), 286 °F (141 °C), and 360 °F (182 °C)</p> <p>G - 155 °F (68 °C), 175 °F (79 °C), and 200 °F (93 °C)</p> <p>H - 155 °F (68 °C), 200 °F (93 °C), and 286 °F (141 °C)</p>	<p style="text-align: center;"><b>Approved Finishes</b></p> <p>1 - Brass, Chrome, White Polyester<sup>5,6</sup> and Black Polyester<sup>5,6</sup></p> <p>2 - Brass, Chrome, White Polyester<sup>6</sup>, and Black Polyester<sup>6</sup></p> <p>3 - Brass and Chrome</p> <p>4 - Wax-Coated Brass and Wax Over Polyester<sup>5</sup></p> <p>5 - High Temperature 200 °F (93 °C) Wax Coating (corrosion resistant); maximum ambient temperature allowed at ceiling = 150 °F (65 °C)</p> <p>6 - ENT<sup>5</sup></p>	<p style="text-align: center;"><b>Approved Escutcheons</b></p> <p>X - Recessed with the Viking Micromatic® Model E-1, E-2, or E-3 Recessed Escutcheon</p> <p>Y - Standard surface-mounted escutcheon or the Viking Microfast® Model F-1 Adjustable Escutcheon or recessed with the Viking Micromatic® Model E-1, E-2, or E-3 Recessed Escutcheon</p> <p>Z - Standard surface-mounted escutcheon or recessed with the Viking Micromatic® Model E-1</p>
--	--	---

**Footnotes**

- <sup>1</sup> Base part number is shown. For complete part number, refer to Viking's current price schedule.
- <sup>2</sup> Metric K-factor shown is for use when pressure is measured in bar. When pressure is measured in kPa, divide the metric K-factor shown by 10.0.
- <sup>3</sup> This table shows the listings and approvals available at the time of printing. Check with the manufacturer for any additional approvals.
- <sup>4</sup> Listed by Underwriters Laboratories Inc. for use in the U.S. and Canada.
- <sup>5</sup> cULus Listed as corrosion resistant.
- <sup>6</sup> Other colors are available on request with the same Listings and Approvals as the standard colors.
- <sup>7</sup> Sprinklers of Ultra-High temperature rating are intended for use inside ovens, dryers, or similar enclosures with normal operating temperatures above 300 °F (149 °C). Where the ambient temperature around the Ultra-High temperature rated sprinkler is significantly reduced below 300 °F (149 °C), the response time of the Ultra-High temperature rated sprinkler may be severely retarded.
- <sup>8</sup> CE Certified, Standard EN 12259-1, EC-certificate of conformity 0832-CPD-0021 and 0832-CPD-2003.
- <sup>9</sup> The 1/2" NPT Large Orifice Sprinkler is listed and approved for retrofit only when installed in accordance with NFPA 13.
- <sup>10</sup> MED Certified, Standard EN 12259-1, EC-certificate of conformity 0832-MED-1003 and 0832-MED-1008.



**TECHNICAL DATA**

**MICROMATIC® STANDARD  
RESPONSE PENDENT  
SPRINKLER VK202 (K8.0)**

The Viking Corporation, 210 N Industrial Park Drive, Hastings MI 49058

Telephone: 269-945-9501 Technical Services: 877-384-5464 Fax: 269-818-1680 Email: techsvcs@vikingcorp.com

Visit the Viking website for the latest edition of this technical data page.

**DESIGN CRITERIA - UL**

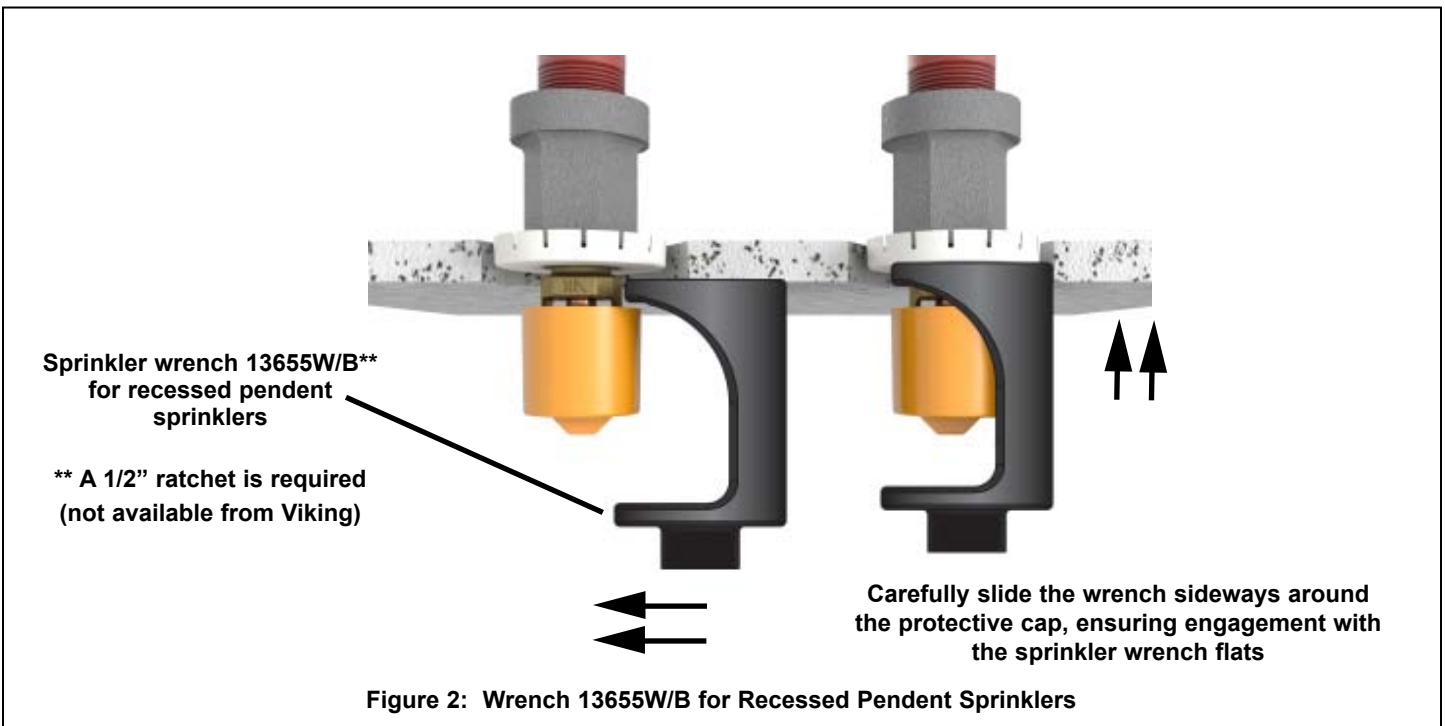
(Also refer to Approval Chart 1.)

**cULus Listing Requirements:**

The Viking Micromatic® Standard Response Pendent Sprinkler VK202 is cULus Listed as indicated in Approval Chart 1 for installation in accordance with the latest edition of NFPA 13 for standard spray sprinklers.

- Designed for use in Light, Ordinary, and Extra Hazard occupancies.
- The sprinkler installation rules contained in NFPA 13 for standard spray pendent sprinklers must be followed.

**IMPORTANT:** Always refer to Bulletin Form No. F\_091699 - Care and Handling of Sprinklers. Also refer to page F\_080614 for general care, installation, and maintenance information. Viking sprinklers are to be installed in accordance with the latest edition of Viking technical data, the appropriate standards of NFPA, LPCB, APSAD, VdS or other similar organizations, and also with the provisions of governmental codes, ordinances, and standards, whenever applicable.





## TECHNICAL DATA

## MICROMATIC® STANDARD RESPONSE PENDENT SPRINKLER VK202 (K8.0)

The Viking Corporation, 210 N Industrial Park Drive, Hastings MI 49058  
 Telephone: 269-945-9501 Technical Services: 877-384-5464 Fax: 269-818-1680 Email: techsvcs@vikingcorp.com  
 Visit the Viking website for the latest edition of this technical data page.

Approval Chart 2 (FM)								
Micromatic® Standard Response Pendent Sprinklers Maximum 175 PSI (12 bar) WWP								KEY
Sprinkler Base Part Number <sup>1</sup>	SIN	Thread Size		Nominal K-Factor		Overall Length		FM Approvals <sup>3</sup> (Refer also to Design Criteria below.)
		NPT	BSP	U.S.	metric <sup>2</sup>	Inches	mm	
<b>Standard Orifice</b>								
18269 <sup>7</sup>	VK202	1/2"	15 mm	8.0	115.2	2-1/4"	57	A1, B2, C1, D3, B1Y, E3Z
18264	VK202	3/4"	20 mm	8.0	115.2	2-1/4"	57	A1, B2, C1, D3, B1Y, E3Z
18267	VK202	--	20 mm	8.0	115.2	2-1/4"	57	A1, B2, C1, D3, B1Y, E3Z
<b>NOTICE - Product Below - Limited Availability (Contact Local Viking Office)</b>								
10223 <sup>7</sup>	VK202	1/2"	15 mm	8.0	115.2	2-3/8"	60	A1, B2, C1, D3, B1X, E3Z
10142	VK202	3/4"	20 mm	8.0	115.2	2-5/16"	59	A1, B2, C1, D3, B1X, E3Z
10170	VK202	--	20 mm	8.0	115.2	2-3/8"	60	A1, B2, C1, D3, B1X, E3Z
<b>Approved Temperature Ratings</b> A - 135 °F (57 °C), 155 °F (68 °C), 175 °F (79 °C), 200 °F (93 °C), 286 °F (141 °C), and 360 °F (182 °C) B - 135 °F (57 °C), 155 °F (68 °C), 175 °F (79 °C), and 200 °F (93 °C) C - 500 °F (260 °C) <sup>5</sup> D - 155 °F (68 °C), 175 °F (79 °C), 200 °F (93 °C), 286 °F (141 °C), 360 °F (182 °C), and 500 °F (260 °C) <sup>5</sup> E - 155 °F (68 °C), 175 °F (79 °C), and 200 °F (93 °C)				<b>Approved Finishes</b> 1 - Brass, Chrome, White Polyester <sup>4</sup> , and Black Polyester <sup>4</sup> 2 - Wax-Coated Brass (corrosion resistant) 3- ENT <sup>6</sup>				<b>Approved Escutcheons</b> X - Recessed with the Viking Micromatic® Model E-1, E-2, or E-3 Recessed Escutcheon Y - Standard surface-mounted escutcheon or the Viking Microfast® Model F-1 Adjustable Escutcheon or recessed with the Viking Micromatic® Model E-1, E-2, or E-3 Recessed Escutcheon Z - Standard surface-mounted escutcheon or recessed with the Viking Micromatic® Model E-1
<b>Footnotes</b>								
<sup>1</sup> Base part number is shown. For complete part number, refer to Viking's current price schedule. <sup>2</sup> Metric K-factor shown is for use when pressure is measured in bar. When pressure is measured in kPa, divide the metric K-factor shown by 10.0. <sup>3</sup> This table shows the listings and approvals available at the time of printing. Check with the manufacturer for any additional approvals. <sup>4</sup> Other colors are available on request with the same Approvals as the standard colors. <sup>5</sup> Sprinklers of Ultra-High temperature rating are intended for use inside ovens, dryers, or similar enclosures with normal operating temperatures above 300 °F (149 °C). Where the ambient temperature around the Ultra-High temperature rated sprinkler is significantly reduced below 300 °F (149 °C), the response time of the Ultra-High temperature rated sprinkler may be severely retarded. <sup>6</sup> FM approved as corrosion resistant. <sup>7</sup> The 1/2" NPT Large Orifice Sprinkler is listed and approved for retrofit only when installed in accordance with NFPA 13.								

### DESIGN CRITERIA - FM

(Also refer to Approval Chart 2.)

#### FM Approval Requirements:

The Viking Micromatic® Standard Response Pendent Sprinkler VK202 is is FM Approved as standard response **Non-Storage** pendent sprinkler as indicated in the FM Approval Guide. For specific application and installation requirements, reference the latest applicable FM Loss Prevention Data Sheets (including Data Sheet 2-0). FM Global Loss Prevention Data Sheets contain guidelines relating to, but not limited to: minimum water supply requirements, hydraulic design, ceiling slope and obstructions, minimum and maximum allowable spacing, and deflector distance below the ceiling.

**NOTE: The FM installation guidelines may differ from cULus and/or NFPA criteria.**

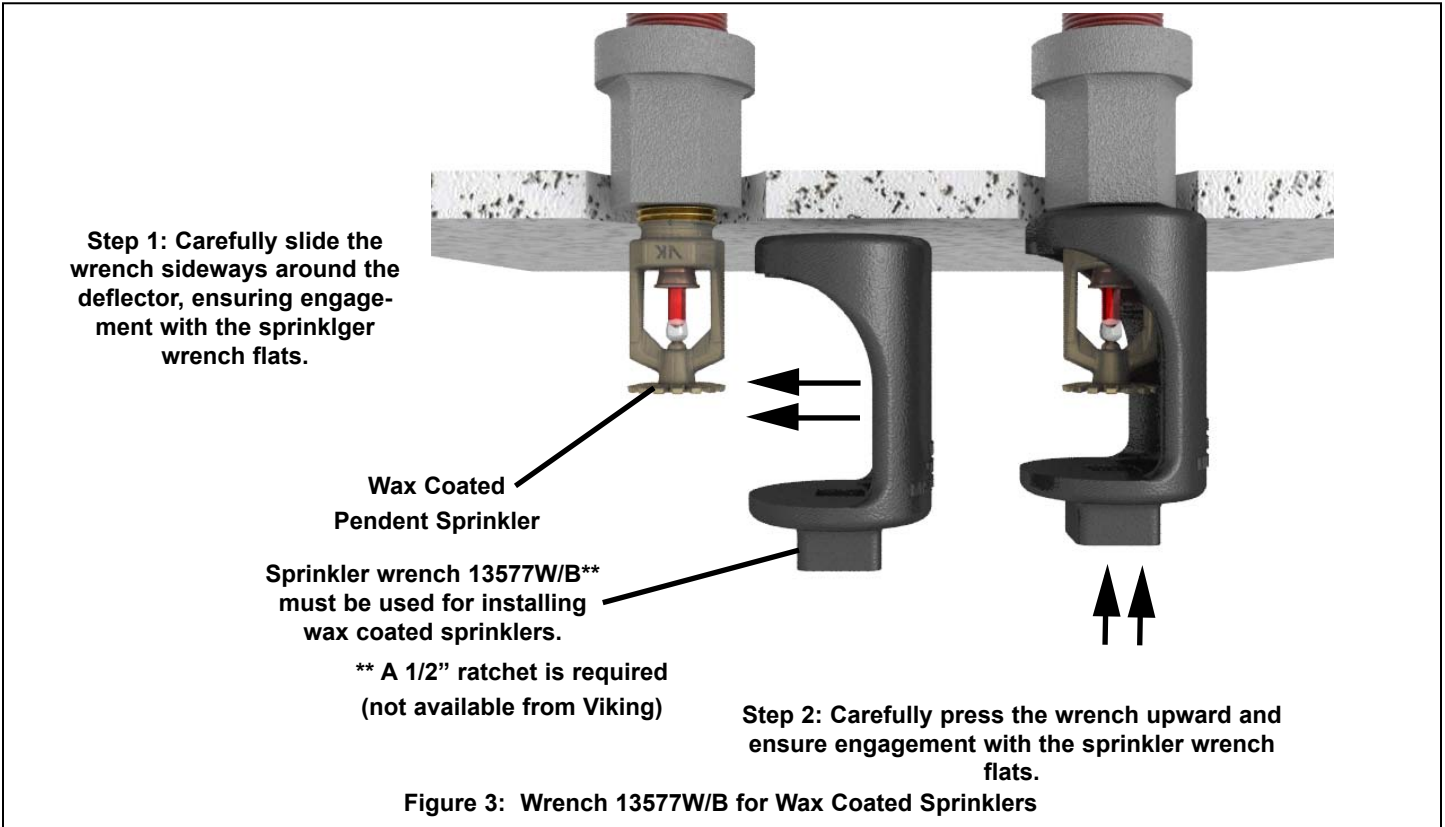
**IMPORTANT: Always refer to Bulletin Form No. F\_091699 - Care and Handling of Sprinklers. Also refer to page F\_080614 for general care, installation, and maintenance information. Viking sprinklers are to be installed in accordance with the latest edition of Viking technical data, the appropriate standards of NFPA, FM Global, LPCB, APSAD, VdS or other similar organizations, and also with the provisions of governmental codes, ordinances, and standards, whenever applicable.**



**TECHNICAL DATA**

**MICROMATIC® STANDARD  
RESPONSE PENDENT  
SPRINKLER VK202 (K8.0)**

The Viking Corporation, 210 N Industrial Park Drive, Hastings MI 49058  
 Telephone: 269-945-9501 Technical Services: 877-384-5464 Fax: 269-818-1680 Email: techsvcs@vikingcorp.com  
 Visit the Viking website for the latest edition of this technical data page.





**TECHNICAL DATA**

**MICROMATIC® STANDARD  
RESPONSE PENDENT  
SPRINKLER VK202 (K8.0)**

The Viking Corporation, 210 N Industrial Park Drive, Hastings MI 49058  
 Telephone: 269-945-9501 Technical Services: 877-384-5464 Fax: 269-818-1680 Email: techsvcs@vikingcorp.com  
 Visit the Viking website for the latest edition of this technical data page.

